

NATIONAL CENTRE FOR CELL
SCIENCE, PUNE

STATEMENT OF ACCOUNTS

FOR THE YEAR ENDING
31ST MARCH 2013.

STATUTORY AUDIT REPORT

2012 – 2013

OF

**NATIONAL CENTRE FOR CELL
SCIENCE, PUNE**

**Marathe Padhye & Athalye
CHARTERED ACCOUNTANTS
PUNE.**

REPORT OF AN AUDITOR RELATING TO ACCOUNTS AUDITED UNDER
SUB-SECTION (2) OF SECTION 33 & 34 & RULE OF 19 OF THE
BOMBAY PUBLIC TRUST ACT 1950

Registration No. : F-5282/Pune

Name of the Public Trust : NATIONAL CENTRE FOR CELL SCIENCE

For the year ending : 31.3.2013

(a)	Whether accounts are maintained regularly and in accordance with the provision of the Act and the Rules	YES
(b)	Whether receipts and disbursements are properly and correctly shown in the accounts	YES
(c)	Whether the Cash balance and vouchers in the custody of the manager or trustee on the date of audit were in agreement with the accounts	YES
(d)	Whether all books deeds accounts, vouchers or other documents or records required by the audit or were produced before him	YES
(e)	Whether a register of movable and immovable properties is properly maintained and the changes there in are communicated from time to time to the regional office and the defects and inaccuracies mentioned in the previous audit report have been duly complied with	Refer Annexure enclosed
(f)	Whether the manager or trustee or any other person required by the auditor to appear before him did so and furnished the necessary information required by him.	YES
(g)	Whether any property or funds of the Trust were applied for any object or purpose other than the object of purpose of the trust	NO
(h)	The amounts outstanding for more than one year and the amounts written off, if any.	Medical advance of Rs.2832/ recoverable from an ex-employee
(i)	Whether tenders were invited for repairs or construction involving expenditure exceeding Rs15000/-	YES
(j)	Whether any money of the public trust has been invested contrary to the provisions of Section 35.	NO
(k)	Alienation's, if any, of the immovable property contrary to the provisions of section 36 which have come to the notice of the auditor	NIL
(l)	All cases of irregular, illegal or improper expenditure or failure or omission to recover monies or other property belonging to the public trust or of loss or waste of money or other property thereof and whether such expenditure, failure, omission, loss or waste was caused in consequence of breach	No such instances were noticed.


- (m) Whether the budget has been filed in the form provided by the rule 16 A. : YES
- (n) Whether the maximum and minimum number of the trustees is maintained : YES
- (o) Whether the meetings are held regularly as provided in such instrument. : YES
- (p) Whether the minute book of the proceedings of the meeting is maintained : YES
- (q) Whether any of the trustees has any interest in the investment of the trust. : NO
- (r) Whether any of the trustees is a debtor or creditor of the trust. : NO
- (s) Whether the irregularities pointed out by the auditors in the accounts of the previous year were complied with during the period of audit : YES
- (t) Any Special matter which the auditor may think fit or necessary to bring to the notice of the Deputy/ Charity Commissioner. : Refer Annexure enclosed.

Place: PUNE

Date : 150713

Marathe Padhye & Athalye
Chartered Accountants

Padhye
Partner



Annexure Referred to in paragraph 3 of our Audit report even date

1. As informed to us, the fixed assets register is being maintained and the physical verification of fixed assets has been conducted during 2011-12. Fixed assets are subject to physical verification and reconciliation with the fixed asset register.
2. As informed to us, the land on which the NCCS complex is situated is owned by the State Government. Agreement for the ground rent / lease rent payable, if any, for the use of land is not entered into and no provision in respect of the same has been made.
3. Interest earned on investment of capital grants has been credited to the Income and Expenditure Account.
4. Unspent grants and receivable in respect of Projects are subject to confirmation from the granting authorities, reconciliation and consequential adjustments, if any.
5. Current Liabilities are subject to confirmation, reconciliation and consequential adjustments, if any.

For and on behalf of
Marathe Padhye & Athalye ,
Chartered Accountants,


Partner

Place :- Pune

Date :-

150713




**NATIONAL CENTRE FOR CELL SCIENCE,
NCCS COMPLEX, GANESHKHIND, PUNE - 411 007.
BALANCE SHEET AS ON 31.03.2013**

As on 31.03.2012 Amount in Rs.	FUNDS AND LIABILITIES	SCHEDULE	As on 31.03.2013 Amount in Rs.	As on 31.03.2012 Amount in Rs.	PROPERTY AND ASSETS	SCHEDULE	As on 31.03.2013 Amount in Rs.
	<u>Trust Funds Or Corpus</u>				<u>Immovable Properties : (WDV)</u>		
-	Balance as per last Balance Sheet		-	100,075,789.19	Buildings	7	100,470,124.72
-	Adjustments During The Year		-	268,453,126.00	Capital WIP		268,453,126.00
	<u>Other Earmarked Funds :</u> (Created under the provisions of the Trust Deed or Schedule or out of the Income)						
1,608,980,360.71	Capital Grants	4	1,625,980,360.71		<u>Investments</u>		
	From Department Of Biotechnology, New Delhi				Fixed Deposit with Bank of India		
343,229.64	Reserve for Leave encashment & Gratuity			3,920,257.65	1. Reserve for Leave encashment & Gratuity		
				1,000.00	2 Others		1,000.00
	<u>Loans (Secured Or Unsecured)</u>				<u>Furniture, Fixtures & Other Assets(WDV)</u>	8	548,433,698.63
-	From Trustees		-	540,341,791.41			
-	From Others		-				
	<u>LIABILITIES</u>						
187,963,112.04	Balance in funded projects	5	188,687,712.60		<u>Loans (Secured or Unsecured) Good / doubtful</u>		
2,490,928.00	For Other Deposits	6	5,323,888.00		Loan Scholarships		-
	For Sundry Credit Balances				Other Loans		-
	For Expenses	6	86,877,212.12		<u>Advances</u>		
8,667,457.01	For Advances			1,790,821.50	Advances to employees	9	1,400,246.00
				20,320,633.07	Receivables in respect of Projects	9	19,648,936.07
				6,168,109.60	Deposits	9	6,168,109.60
				6,028,000.00	Advance to DAE		6,000,000.00
				4,390,000.00	Advances for Compressor for AC Plant		4,390,000.00
				-	Advances for Equipment		-
				-	Advances for Furniture		-
				-	Advances for Consumables		-
				287,459,056.66	Cash & Bank Balances	10	290,273,845.21
					a) With The Trustee		-
					b) With the Manager		-
					<u>Income & Expenditure Accounts :-</u>		
					Balance as per last Balance Sheet		
				569,496,502.32	Add : Excess of expenditure over income		661,630,087.20
1,808,445,087.40	Total Rs.		1,906,869,173.43	1,808,445,087.40	Total Rs.		1,906,869,173.43

As per our report attached to Balance Sheet of even date
For and on behalf of

For Marathe Padhye & Athalye
Chartered Accountants

Padhye



Dated at :-

150713

TRUSTEES


Signature
शेखर चिं. मांडे, पीएच.डी.
निदेशक, एनसीसीएस, पुणे.
Shekhar C. Mande, Ph.D.
Director, NCCS, Pune.

THE BOMBAY PUBLIC TRUSTS ACT, 1950. SCHEDULE IX VIDE RULE 17(1)
NATIONAL CENTRE FOR CELL SCIENCE, NCCS COMPLEX, GANESHKIND, PUNE-411 001 (R.NO.F 5282)
INCOME AND EXPENDITURE ACCOUNT FOR THE YEAR ENDING 31.03.2013


FOR THE YEAR ENDED 31.03.2012 Amount in Rs.	EXPENDITURE	SCHEDULE	FOR THE YEAR ENDED 31.03.2013 Amount in Rs.	FOR THE YEAR ENDED 31.03.2012 Amount in Rs.	INCOME	SCHEDULE	FOR THE YEAR ENDED 31.03.2013 Amount in Rs.
-	To Expenditure in respect of Properties Rates, Taxes, Cesses Repairs and maintainance Salaries Insurance Depreciation (by way of provision or adjustments) other expenses		-	-	By Rent (accrued) (realised)		-
83,806,177.00	To Establishment Expenses	1	105,581,487.50	4,969,049.26	By Interest (accrued) (realised)		-
1,539,975.00	To Remuneration to Trustees		1,565,433.00	16,492.00	On Securities		-
-	To Remuneration (in the case of math) to the head of math, including his household expenditures, if any.		-	-	On Loans		-
596,717.00	To Legal & Professional Expenses		1,352,925.00	154,259,000.00	On Bank Accounts		7,392,232.87
52,590.00	To Audit Fees paid Provision for Audit Fees		65,961.00	-	UTI		18,536.00
-	To Contribution & Fees paid Provision for Charity Commissioner contribution		-	5,744.00	By Dividend		-
-	To Amount written off		-	80,943.00	By Donations in cash or kind		-
-	a) Bad Debts - lost books		-	5,880.00	154,259,000.00	By Grants - Received from Department of Bio-Technology	255,000,000.00
-	b) Loan Scholarships		-	1,413,803.00	By Income From other sources (in details as far as possible)		-
-	c) Irrecoverable rents		-	814,360.00	Bank Interest		-
-	d) Other items - on sale of Autorikshaw & Jeep		-	1,305.00	Int on Vehicle adv.to employees		21,150.00
-	To Miscellaneous Expenses		-	-	Int.on HBA		19,548.00
91,875,169.39	To Depreciation		91,789,616.25	159,392,138.63	Int.on Computer Advance		12,491.00
-	To Amounts transferred to Reserve or Specific Funds		-	-	Cell line handling charges		1,644,124.00
-	To Expenditure on objects of the trust	2	-	-	Misc. Income	3	3,293,207.00
143,088,086.50	a) Religious		159,179,681.00	-	Sale of Scrap		230.00
-	b) Educational		-	-	By Liquid Nitrogen Fund		-
-	c) Medical Relief		-	-	By Transfer From Reserve		-
-	d) Relief of poverty		-	-	By Deficit carried over to Balance sheet		92,133,584.88
-	e) Other charitable Objects		-	-			-
-	To Surplus carried over to Balance sheet		-	-			-
320,958,714.89	Total Rs.		359,535,103.75	320,958,714.89	Total	Rs.	359,535,103.75

As per our report attached to Balance Sheet of even date


For and on behalf of
For Marathe Padhye & Athalye
Chartered Accountants




TRUSTEES


शेखर चि. मांडे, पीएच.डी.
निदेशक, एनसीसीएस, पुणे.
Shekhar C. Mande, Ph.D.
Director, NCCS, Pune.

NATIONAL CENTRE FOR CELL SCIENCE
SCHEDULE 1
ESTABLISHMENT EXPENSES

As on 31.3.2012 Amount in Rs.	Particulars	As on 31.3.2013 Amount in Rs.
75,138,862.00	Salaries and Wages	97021156.50
617,125.00	Bonus	617125.00
8,050,190.00	Contribution to Provident Fund	7943206.00
-	Fellowships	-
83,806,177.00		105,581,487.50




**NATIONAL CENTRE FOR CELL SCIENCE
SCHEDULE 2
EXPENDITURE ON THE OBJECTS OF THE TRUST**

As on 31.3.2012 Amount in Rs.	Particulars	As on 31.3.2013 Amount in Rs.
73,751,126.00	Purchases of consumables	81,528,478.00
195,624.00	Other Purchases	553,991.00
11,980,102.00	Works on Contract	15,136,477.00
-	Provision for Works on Contract	-
102,943.00	Labour and processing expenses	68,628.00
23,030.00	Cartage and Carriage Inwards	18,415.00
34,102,390.00	Electricity & Power	38,013,840.00
682,800.00	Water	1,131,906.00
35,950.00	Insurance	189,128.00
4,002,826.00	Repairs and maintenance Contract	7,331,089.00
6,449,259.00	Rent rates & taxes	4,462,599.00
291,579.00	Vehicle running & maintenance	242,468.00
2,205,204.00	Postage, Telephone & Comm.Chgs	2,142,496.00
1,682,133.00	Printing and Stationery	1,436,841.00
3,554,659.00	Travelling	3,486,631.00
-	Consultancy	-
1,049,609.00	Conveyance Expenses	1,506,019.00
-	Expenses on Seminar	-
236,236.00	Expenses on Fees/Registration	190,869.00
913,405.50	Expenses on Meeting	1,426,429.00
1,414,414.00	Advertisement and Publicity	312,353.00
9,565.00	Bank Charges	1,024.00
-	staff welfare	-
142,682,854.50	Total	159,179,681.00
-	- Attributed overheads from the various projects	-
405,232.00		-
143,088,086.50	Grand Total	159,179,681.00




NATIONAL CENTRE FOR CELL SCIENCE
SCHEDULE 3
MISCELLANEOUS INCOME

As on 31.3.2012 Amount in Rs.	Particulars	As on 31.3.2013 Amount in Rs.
119,050.00	Guest House	134,403.00
	Training Course	
-	FACS Analysis charges	132,303.00
54,170.00	Income Tax Refund	122,200.00
102,292.00	Tender form fees	492,000.00
529,878.00	Phd. Registration Fees (NCCS)	1,872,301.00
8,970.00	staff welfare fund	0.00
	Bhatnagar Award	540,000.00
814,360.00	Total	3,293,207.00



**NATIONAL CENTRE FOR CELL SCIENCE
SCHEDULE 4
CAPITAL GRANTS**

As on 31.3.2012 Amount in Rs.		As on 31.3.2013 Amount in Rs.
Capital Grants from Department of Bio-Technology New Delhi :		
1,517,823,360.71	Balance As per last Balance Sheet	1,608,980,360.710
91,157,000.000	Add : Grants during the year	17,000,000.00
1,608,980,360.71	Total A	1,625,980,360.71



NATIONAL CENTRE FOR CELL SCIENCE

SCHEDULE-5

Balance in funded Projects


Name of Entity: NATIONAL CENTRE FOR CELL SCIENCE, PUNE-411 007.

SCHEDULES FORMING PART OF BALANCE SHEET AS ON 31.03.2013

SCHEDULE-5 EARMARKED/ENDOWMENT FUNDS

(Amount-Rs.)

Name of the project	Opg. Bal.	Additions		Interest	Total	Utilization/Expenditure		Total	Balance
		Grants Recd.				Capital	Revenue		
	A	B	C	A+B+C			D	A+B+C-D	
Cell Life Science	11920.00	1012508.00	0.00	1024428.00	0.00	166166.00	166166.00	858262.00	
-4271/MED/2011-13	1976000.00	0.00	0.00	1976000.00	0.00	1271887.00	1271887.00	704113.00	
-14258	771000.00	0.00	0.00	771000.00	0.00	547598.00	547598.00	223402.00	
T/PR15155/2011-	419886.00	1144000.00	0.00	1563886.00	0.00	1044396.00	1044396.00	519490.00	
	23574.00	0.00	0.00	23574.00	0.00	23574.00	23574.00	0.00	
Balloon	4395.00	0.00	0.00	4395.00	0.00	0.00	0.00	4395.00	
atories Pvt., Ltd. Dr.Mit	0.00	180000.00	0.00	180000.00	0.00	24720.00	24720.00	155280.00	
rges	-4696.00	0.00	0.00	-4696.00	0.00	1180.00	1180.00	-5876.00	
	275567.00	0.00	0.00	275567.00	0.00	275567.00	275567.00	0.00	
	92314540.00	31196754.00	297059.00	123808353.00	33836704.00	39611095.00	73447799.00	50360554.00	
	-308146.00	308146.00	0.00	0.00	0.00	0.00	0.00	0.00	
	1536439.00	0.00	0.00	1536439.00	0.00	1536439.00	1536439.00	0.00	
ouncil	693210.00	0.00	0.00	693210.00	0.00	81522.00	81522.00	611688.00	
-14435	-100885.00	517500.00	0.00	416615.00	0.00	388265.00	388265.00	28350.00	
-718	2625474.00	0.00	0.00	2625474.00	556500.00	1836508.00	2393008.00	232466.00	
3288	0.00	3361200.00	0.00	3361200.00	0.00	1601402.00	1601402.00	1759798.00	
	6029.00	0.00	0.00	6029.00	0.00	0.00	0.00	6029.00	
	69952.00	0.00	0.00	69952.00	0.00	0.00	0.00	69952.00	
	27606.00	0.00	0.00	27606.00	0.00	27606.00	27606.00	0.00	
ustering	12148.00	489756.00	0.00	501904.00	0.00	360525.00	360525.00	141379.00	
tech	117500.00	0.00	0.00	117500.00	0.00	0.00	0.00	117500.00	
	744344.00	0.00	0.00	744344.00	0.00	744344.00	744344.00	0.00	
	16775.00	0.00	0.00	16775.00	0.00	0.00	0.00	16775.00	
	500000.00	0.00	0.00	500000.00	0.00	500000.00	500000.00	0.00	
	15872.00	0.00	0.00	15872.00	0.00	0.00	0.00	15872.00	




REGIONAL CENTRE FOR CELL SCIENCE

SCHEDULE-5

Balance in funded Projects

struction	56817.00	0.00	0.00	56817.00	0.00	56817.00	56817.00	0.00
ol	616949.00	0.00	0.00	616949.00	0.00	386357.00	386357.00	230592.00
eractive - Dr. Saha	2516.00	0.00	0.00	2516.00	0.00	2516.00	2516.00	0.00
213 - Dr. Kundu	103665.00	415335.00	0.00	519000.00	0.00	355984.00	355984.00	163016.00
re	500000.00	0.00	0.00	500000.00	0.00	500000.00	500000.00	0.00
	53005.00	0.00	0.00	53005.00	0.00	53005.00	53005.00	0.00
	40839.00	0.00	0.00	40839.00	0.00	40839.00	40839.00	0.00
Overseas Associateship - Dr.	313.00	0.00	0.00	313.00	0.00	0.00	0.00	313.00
PDF Prog.	1105324.00	1136478.00	0.00	2241802.00	0.00	1175985.00	1175985.00	1065817.00
10597/DR. Mitra	416691.00	0.00	0.00	416691.00	0.00	314604.00	314604.00	102087.00
11017/Effect - Dr. P Shastry	139351.00	94300.00	0.00	233651.00	0.00	47372.00	47372.00	186279.00
11155/BM - Dr. Kale	909032.00	177300.00	0.00	1086332.00	0.00	648651.00	648651.00	437681.00
11553/Metabolics - Dr. Shouk	188278.00	0.00	0.00	188278.00	0.00	6278.00	6278.00	182000.00
7950/WNIN - Dr. Patole	318469.00	0.00	0.00	318469.00	0.00	318469.00	318469.00	0.00
9827/Detection	80958.00	0.00	0.00	80958.00	0.00	55825.00	55825.00	25133.00
Indo-Finnish	1832865.00	972500.00	0.00	2805365.00	0.00	1874819.00	1874819.00	930546.00
etis Therapy	133515.00	0.00	0.00	133515.00	0.00	133515.00	133515.00	0.00
ivery	670.00	0.00	0.00	670.00	0.00	0.00	0.00	670.00
T/PR-14226	4809141.00	573708.00	0.00	5382849.00	4274999.00	792732.00	5067731.00	315118.00
T/PR-14237/Dr. Mitra	-786.00	350000.00	0.00	349214.00	0.00	113510.00	113510.00	235704.00
OMO/2011	34913.75	0.00	0.00	34913.75	0.00	0.00	0.00	34913.75
T/HRD/35/01/03	0.00	740000.00	0.00	740000.00	0.00	375450.00	375450.00	364550.00
MEETING	0.00	13099.00	0.00	13099.00	0.00	13099.00	13099.00	0.00
ogical	225438.00	0.00	0.00	225438.00	0.00	225438.00	225438.00	0.00
ogical (P.M.U.)	577410.00	0.00	0.00	577410.00	0.00	17607.00	17607.00	559803.00
rospun	250000.00	0.00	0.00	250000.00	0.00	250000.00	250000.00	0.00
oration	408717.00	0.00	0.00	408717.00	0.00	0.00	0.00	408717.00
	541.00	0.00	0.00	541.00	0.00	541.00	541.00	0.00
al Liver	200404.05	0.00	0.00	200404.05	0.00	0.00	0.00	200404.05
eration	109682.00	0.00	0.00	109682.00	0.00	109682.00	109682.00	0.00
R/SO/HS-70	-10964.00	1000000.00	0.00	989036.00	0.00	671238.00	671238.00	317798.00
T/PR-4569/AGR	0.00	9137200.00	0.00	9137200.00	996307.00	451876.00	1448183.00	7689017.00
T/RLF/Re-entry/41/2011-16	51394.00	1580000.00	0.00	1631394.00	0.00	1263878.00	1263878.00	367516.00
T/03/IYBA/2011-14	957150.00	830000.00	0.00	1787150.00	798814.00	849717.00	1648531.00	138619.00
T/PR4610/2012-14	0.00	2746000.00	0.00	2746000.00	0.00	1179683.00	1179683.00	1566317.00
C	23739.00	0.00	0.00	23739.00	0.00	0.00	0.00	23739.00




ATIONAL CENTRE FOR CELL SCIENCE

SCHEDULE-5

Balance in funded Projects

ation	72451.00	0.00	0.00	72451.00	0.00	72451.00	72451.00	0.00
g (Indo French) - Dr. Saha	120526.00	0.00	0.00	120526.00	0.00	120526.00	120526.00	0.00
Swiss - Dr. Saha	30490.00	90311.00	0.00	120801.00	0.00	120801.00	120801.00	0.00
German (Novel Strategies) D	453082.00	0.00	0.00	453082.00	0.00	122743.00	122743.00	330339.00
Uk	395246.00	0.00	0.00	395246.00	0.00	0.00	0.00	395246.00
Health	121070.00	0.00	0.00	121070.00	0.00	0.00	0.00	121070.00
tors	581329.00	0.00	0.00	581329.00	0.00	581329.00	581329.00	0.00
ction	-50598.00	63698.00	0.00	13100.00	0.00	13100.00	13100.00	0.00
ellular	16155.00	0.00	0.00	16155.00	0.00	16155.00	16155.00	0.00
T/PR-727-BRB	0.00	2081600.00	0.00	2081600.00	0.00	1061219.00	1061219.00	1020381.00
ST/INSPIRE AWARD	0.00	1900000.00	0.00	1900000.00	0.00	255484.00	255484.00	1644516.00
Tata Scholarship	17600.00	0.00	0.00	17600.00	0.00	17600.00	17600.00	0.00
	96012.00	0.00	0.00	96012.00	0.00	96012.00	96012.00	0.00
T/PR-13565/MED	-185744.00	498008.00	0.00	312264.00	0.00	312264.00	312264.00	0.00
AE/37B/14/BRNS	0.00	750250.00	0.00	750250.00	0.00	722115.00	722115.00	28135.00
icated	235567.00	0.00	0.00	235567.00	0.00	83815.00	83815.00	151752.00
stasis	96595.00	0.00	0.00	96595.00	0.00	0.00	0.00	96595.00
obials	60095.00	0.00	0.00	60095.00	0.00	0.00	0.00	60095.00
flora	260013.00	0.00	0.00	260013.00	0.00	260013.00	260013.00	0.00
T/HRD/35/09	826049.00	1490000.00	0.00	2316049.00	0.00	1437290.00	1437290.00	878759.00
T/152/NE/2011-14	1950000.00	0.00	0.00	1950000.00	963731.00	844469.00	1808200.00	141800.00
otent	2828467.00	0.00	0.00	2828467.00	0.00	0.00	0.00	2828467.00
BT/HRD/34/01	14962.00	0.00	0.00	14962.00	0.00	13965.00	13965.00	997.00
ork	51098.00	0.00	0.00	51098.00	0.00	51098.00	51098.00	0.00
rients	9783.00	0.00	0.00	9783.00	0.00	9783.00	9783.00	0.00
T/MUTAGENCIES(INDO-AU)	0.00	5067000.00	0.00	5067000.00	0.00	206524.00	206524.00	4860476.00
ways	30000.00	0.00	0.00	30000.00	0.00	30000.00	30000.00	0.00
ntial	288128.00	0.00	0.00	288128.00	0.00	288128.00	288128.00	0.00
ursor	95981.00	0.00	0.00	95981.00	0.00	95981.00	95981.00	0.00
itive	394651.00	0.00	0.00	394651.00	0.00	394651.00	394651.00	0.00
ing	128937.00	0.00	0.00	128937.00	0.00	128937.00	128937.00	0.00
ct Overheads	17680006.01	1132336.00	0.00	18812342.01	0.00	417183.00	417183.00	18395159.01
ntum	439126.00	0.00	0.00	439126.00	0.00	439126.00	439126.00	0.00




REGIONAL CENTRE FOR CELL SCIENCE

SCHEDULE-5

Balance in funded Projects

ulation	140065.00	0.00	0.00	140065.00	0.00	29084.00	29084.00	110981.00
lacement	468102.83	0.00	0.00	468102.83	0.00	468102.83	468102.83	0.00
earch	606400.00	0.00	0.00	606400.00	0.00	0.00	0.00	606400.00
k	144555.00	0.00	0.00	144555.00	0.00	144555.00	144555.00	0.00
ita	186000.00	0.00	0.00	186000.00	0.00	186000.00	186000.00	0.00
SERB/RJN-48/2012-17	0.00	1460000.00	0.00	1460000.00	0.00	683286.00	683286.00	776714.00
BT/IC/Japan	609759.00	1936641.00	0.00	2546400.00	0.00	1284444.00	1284444.00	1261956.00
BT/MED/CDEG/CDB/WORKS	2100000.00	0.00	0.00	2100000.00	0.00	2092700.00	2092700.00	7300.00
BT/INDO-AUS	0.00	4203000.00	0.00	4203000.00	966000.00	629935.00	1595935.00	2607065.00
BT/PR-14746/2012-15	2293047.00	1926000.00	0.00	4219047.00	1600000.00	2181265.00	3781265.00	437782.00
BT/PR-3624	0.00	2336000.00	0.00	2336000.00	0.00	1931658.00	1931658.00	404342.00
CSIR/37(1572)2012-15	0.00	276667.00	0.00	276667.00	0.00	0.00	0.00	276667.00
RC Fast Track	54398.00	700000.00	0.00	754398.00	0.00	659335.00	659335.00	95063.00
BT/NEW-INDIGO/18/2010-12	4471833.00	988000.00	0.00	5459833.00	2623130.00	631402.00	3254532.00	2205301.00
DST/SPAIN/P-26/2011/2012-1	0.00	1750000.00		1750000.00	450000.00	1035000.00	1485000.00	265000.00
BT/47/NE/TBP	0.00	306000.00	0.00	306000.00	0.00	208992.00	208992.00	97008.00
BT/PR-3140	0.00	1419000.00	0.00	1419000.00	955000.00	303135.00	1258135.00	160865.00
BT/PR-6037	0.00	1336200.00	0.00	1336200.00	873600.00	210276.00	1083876.00	252324.00
RB/PAC-BBM/2012	0.00	1700000.00	0.00	1700000.00	0.00	1700000.00	1700000.00	0.00
BT/IN/NEW INDIGO/2012-15	0.00	4500000.00	0.00	4500000.00	0.00	0.00	0.00	4500000.00
nature	97585.00	0.00	0.00	97585.00	0.00	97585.00	97585.00	0.00
ategies	335197.00	0.00	0.00	335197.00	0.00	335197.00	335197.00	0.00
spense A/c	2603054.00	10250.00	0.00	2613304.00	0.00	1920054.00	1920054.00	693250.00
edish Research Council	1668689.00	0.00	0.00	1668689.00	786998.00	396211.00	1183209.00	485480.00
chniques	24911.00	0.00	0.00	24911.00	0.00	0.00	0.00	24911.00
nsformation	500000.00	0.00	0.00	500000.00	0.00	500000.00	500000.00	0.00
vel grant	0.00	305229.00	0.00	305229.00	0.00	305219.00	305219.00	10.00
mor	561620.00	0.00	0.00	561620.00	0.00	0.00	0.00	561620.00
que	90152.00	0.00	0.00	90152.00	0.00	90152.00	90152.00	0.00
of	166400.00	0.00	0.00	166400.00	0.00	166400.00	166400.00	0.00
DBT/PR-10536	-229137.00	539700.00	0.00	310563.00	0.00	310563.00	310563.00	0.00
BT/PR-14109/2011-14	3231007.00	0.00	0.00	3231007.00	2413710.22	681590.00	3095300.22	135706.78
BT/MED/CREST	0.00	920000.00	0.00	920000.00	0.00	920000.00	920000.00	0.00



ATIONAL CENTRE FOR CELL SCIENCE

SCHEDULE-5

Balance in funded Projects

Vellcome Trust Dr.Galande	47795.00	0.00	1934.00	49729.00	0.00	60.00	60.00	49669.00
K/DAE/37B/26/BRNS/2011-14	756638.00	473116.00	0.00	1229754.00	324935.00	697534.00	1022469.00	207285.00
KBT/PR14036/MED/31/101/2010	1488075.00	647930.00	0.00	2136005.00	640111.00	1036668.00	1676779.00	459226.00
K/BT/PR-4227	0.00	2037800.00	0.00	2037800.00	0.00	249236.00	249236.00	1788564.00
Vellcome Trust Dr.Sahu	412005.69	0.00	16692.00	428697.69	0.00	0.00	0.00	428697.69
Vomen's Sci. Scheme - Dr. Mullic	151349.00	0.00	0.00	151349.00	0.00	151349.00	151349.00	0.00
S/BT/PR-14956/FNS/20/497/201	1214194.00	369278.00	0.00	1583472.00	0.00	842453.00	842453.00	741019.00
S/BT/IN/FINLAND	0.00	1090000.00	0.00	1090000.00	0.00	705798.00	705798.00	384202.00
S/DST/SR/SO/PS-08	156696.00	0.00	0.00	156696.00	0.00	5250.00	5250.00	151446.00
DBT JRF Programme	0.00	95265700.00	0.00	95265700.00	244798.00	41768405.00	42013203.00	53252497.00
Interest on projects	5261434.71	0.00	7678360.61	12939795.32	0.00	0.00	0.00	12939795.32
Total	172553443.04	197545498.00	7994045.61	378092986.65	53305337.22	136099936.83	189405274.05	188687712.61




**NATIONAL CENTRE FOR CELL SCIENCE
SCHEDULE 6**

Sr. No.	Particulars	Balance as on 31.3.2012 Amt. in Rs.	Balance as on 31.3.2013 Amt. in Rs.
	<u>A) Other Deposits</u>		
1	Canteen Deposit	10,000.00	10,000.00
2	Gardening Contract Deposit	30,000.00	30,000.00
2	Laundry Deposit	500.00	500.00
3	Deposit Maintainance Contract	-	-
4	Security Deposit	776419.00	965,254.00
5	EMD	1647470.00	4,314,970.00
6	Performance guaranteee	23375.00	-
7	Telephone deposit	3,164.00	3,164.00
	Total (A)	4,157,891.00	5,323,888.00
	<u>B) Liabilities for Expenses</u>		
1	Provision for Auditors Fee	30,000.00	30,000.00
2	Provision for Charity Commissioner	134,620.00	134,620.00
3	Provision for works on contract	1,259,589.00	1,140,854.00
4	Provision for Electricity	3666220.00	3,328,180.00
5	Provision for Leave encashment & Gratuity	0.00	82,243,558.12
	Total (B)	7,999,194.24	86,877,212.12



NATIONALCENTRE FOR CELL SCIENCE
SCHEDULE 7
IMMOVABLE PROPERTIES AS ON 31.03.2013 (WDV)

Particulars	As on 01.4.2012 Amount in Rs.	Additions during the year Amount in Rs.	Depreciation during the year Amount in Rs.	Total as on 31.3.2013 Amount in Rs.
A] Building :				
1) Jopasana	3,608,320.71	-	180,416.04	3,427,904.67
2) Jidnyasa	4,139,825.92	-	206,991.30	3,932,834.62
3] N.C.C.S Complex at Pune University Campus	92,327,642.56	5,398,125.00	4,616,382.13	93,109,385.43
GRAND TOTAL	100,075,789.19	5,398,125.00	5,003,789.47	100,470,124.72



NATIONAL CENTRE FOR CELL SCIENCE
SCHEDULE 8
FURNITURE, FIXTURE OTHER ASSETS AS ON 31.03.2013

Sr. No.	Particulars	As on 01.4.2012 Amount in Rs.	Additions during the year Amount in Rs.	Deletion during the year Amount in Rs.	Depreciation during the year Amount in Rs.	As on 31.3.2013 Amount in Rs.
A	Furniture & Fixture	8,481,040.41	1851822.00	-	1719608.85	8,613,253.56
B	Library Books	22,154,140.69	3826726.00	-	4835530.14	21,145,336.55
C	Equipment	509,546,526.41	89199186.00	-	80194600.22	518,551,112.19
D	Equipment under Fetal Liver Project	44,725.77	-	-	6221.35	38,504.42
E	Vehicles	115,358.13	-	-	29866.22	85,491.91
	TOTAL	540,341,791.41	94,877,734.00	-	86,785,826.78	548,433,698.63




**NATIONAL CENTRE FOR CELL SCIENCE
SCHEDULE 9
ADVANCES**

As on 31.03.2012	S.No.	A) To Employees :	As on 31.03.2013
392,318.00	1	Vehicle Advance	258,973.00
570,832.00	2	Festival Advance	111,750.00
679,591.00	3	Computer Advance	489,288.00
124,875.00	4	House Building Advance	537,403.00
2,832.00	5	Medical Advance	2,832.00
20,373.50	6	Medical Advance(Recoverable from DAE)	0.00
1,790,821.50		TOTAL (A)	1,400,246.00
		B) Receivables in respect of Projects :	
208,867.00	1	Fluid	208,867.00
13,500.00	2	complex	13,500.00
233,190.00	3	Network	233,190.00
9,355.00	4	Binding	9,355.00
100,885.00	5	BS/BT/PR-14435	-
5,842,033.05	6	CSIR	6,000,995.05
-	7	CSIR/213	-
-	8	DBT/10597	-
338,120.00	9	DBT/11381/P53/Dr.Samit	506,231.00
10,848,514.00	10	UGC	6,565,304.00
1,164,679.02	11	ICMR	834,114.02
5,000.00	12	Isolation	5,000.00
4,707.00	13	Indo Thailand	4,707.00
6,400.00	14	Snake	6,400.00
12,110.00	15	Temporal	12,110.00
50,598.00	16	Interaction	-
181,582.00	17	DBT JRF	254,781.00
786.00	18	DM/BT/PR/14237	-
10,964.00	19	GK/SR/SO/HS70	-
185,744.00	20	LL/BT/PR-13565/MED	-
120,000.00	21	MEDICAL AID-RANJEETA	1,820,372.00
26,400.00	22	SM/DST/INT/RFBR/P89/2010-11	196,742.00
5,000.00	23	SM/BT/PR-3260/BRB/2012-17	147,557.00
23,424.00	24	SILENCING	23,424.00
391,492.00	25	UNRAVELLING	454,139.00
229,137.00	26	VS/DBT/PR-10536	-
-	27	DBT/11465/Ovarian	112,135.00
-	28	GK/DBT/PR-12730	224,482.00
-	29	GK/DBT/PR-12865	280,446.00
-	30	GK/DBT/PR-2573	243,174.00
-	31	GK/DBT/PR-3021/2011-14	504,258.00
-	32	YS/BT/PR-1489/NDB	535,618.00
-	33	SM/DST/INT/RFBR/P89/2010-11	128,000.00
-	34	JJ/BT/PR-13565/MED	251,349.00
-	35	PS/ICMR/53/6/2010/MCS/2010-13	72,686.00
20,320,633.07		TOTAL (B)	19,648,936.07
		C) DEPOSITS :	
121,701.00	1	Telephone Deposit	121,701.00
49,650.00	2	Gas Deposits	49,650.00
5,958,095.00	3	MSED Deposit	5,958,095.00
38,663.60	4	Equipment-Security Deposit	38,663.60
6,168,109.60		TOTAL (C)	6,168,109.60
28,279,564.17		TOTAL A+B+C	27,217,291.67




NATIONAL CENTRE FOR CELL SCIENCE
SCHEDULE 10
CASH BANK BALANCES

As on 31.03.2012 Amount in Rs.			As on 31.03.2013 Amount in Rs.
		Balance with Bank of India :-	
107,386,699.69		- in Current Account (NCCS)	30819368.56
178,269,850.28		- in Current Account (Project)	122111814.84
412,005.69		- in Saving Account No.10777 (Wellcome Trust Dr.Sahu)	428,697.69
		In SBI Pune	53,252,497.00
47,735.00		- in Saving Account No.12700 (Wellcome Trust Dr.Galande)	49,669.00
426,074.00		UTI Bank	422633.00
891,692.00		SBI	895607.00
25,000.00		Petty Cash in Hand (Imprest)	50,000.00
		Provision for Leave Enchashment & Gratuity	82,243,558.12
287,459,056.66		Total Rs.	290,273,845.21




NATIONAL CENTRE FOR CELL SCIENCE
NCCS COMPLEX, GANESHKHIND, PUNE - 411 007.
STATEMENT OF RECEIPTS AND PAYMENTS FOR THE YEAR 2012-2013

RECEIPTS		AMOUNT IN RS.		PAYMENTS		AMOUNT IN RS.
OPENING CASH & BANK BALANCES				BY CAPITAL EXPENDITURE :-		
Cash		25,000.00		University Site	5,370,125.00	
NCCS		107386699.69		Furniture	1,851,822.00	
Project		178269850.28		Equipment	89,199,186.00	
Wellcome Trust A/c (10777) Dr.sahu		412005.69		Library books	3,826,726.00	100,247,859.00
Wellcome Trust A/c (12700) Dr.Galande		47735.00				
Fixed Deposit		1000.00				
SI Bank		426074.00		BY OTHER EXPENDITURE :-		
SI Bombay		891692.00		1. Fellowship	-	
GOVERNMENT GRANT				2. Salary/Allowences	105,581,487.50	
Min. of Biotechnology				3. Remuneration to Director	1,565,433.00	
Ministry of Science & Technology				4. Professional service charges	15,255,212.00	
Min. of India				5. Consumables/Overheads	81,528,478.00	
Total	17,000,000.00			6. Traveling	3,486,631.00	
Revenue	255,000,000.00	272,000,000.00		7. Consultancy	-	
				8. Water/Electricity/Municipal Taxes	43,946,385.00	251,363,626.50
JRF PROGRAMME		95,265,700.00				42,013,203.00
INTEREST RECEIVED FROM BANKS				BY CONTINGENCIES		
NCCS		7392232.87		Misc. Purchases	553991.00	
Projects		7696986.61		Labour and processing exp.	68628.00	
Bank		18536.00		Cartage and Carriage Inwards	18415.00	
SALE OF SCRAP (obsolete & serviceable items)				Insurance	189128.00	
		230.00		Repairs & maintenance Contract	7331089.00	
				Vehicle running & maintenance	242468.00	
				Postage, Tele. & Comm Chgs	2142496.00	
				Printing and Stationery	1436841.00	
				Conveyance Expenses	1506019.00	
INTEREST ON VEHICLE LOANS			21150.00	Exp. on Seminar & workshop	0.00	
INTEREST ON COMPUTER LOANS			12491.00	Exp. on Fees/Registration	190869.00	
INTEREST ON HBA LOANS			19548.00	Contribution to Charity Comm.	0.00	
RECOVERY OF ADVANCE				Auditors Remuneration	65961.00	
Vehicle Advance	142188.00			staff welfare	0.00	
Travel Advance	153345.00			Expenses on Meeting	1426429.00	
Computer Advance	241875.00			Professional/Legal Charges	1352925.00	
	171544.00	708,952.00		Bank Charges	1024.00	
				Advertisement and Publicity	312353.00	16,838,636.00




NATIONAL CENTRE FOR CELL SCIENCE
NCCS COMPLEX, GANESHKHIND, PUNE - 411 007.
STATEMENT OF RECEIPTS AND PAYMENTS FOR THE YEAR 2012-2013

RECEIPTS		BY PAYMENTS MADE AGAINST PROJECTS	
BT/PR-15155	1144000.00	ASAHU/BT/PR-15155	1044396.00
PR-427	0.00	AS/BT/PR-427	1271887.00
PR-14258	0.00	AS/BT/PR-14258	547598.00
nal life science	1012508.00	As/Piramal life science	166166.00
	0.00	analysis	23574.00
lab	180000.00	AVRA Lab	24720.00
	308146.00	Binding	0.00
	0.00	biology	1536439.00
ouncil	0.00	British Council	81522.00
al Research Centre	31493813.00	Biological Research Centre	73447799.00
arges	0.00	Bank charges	1180.00
nnin	0.00	B Cantennin	275567.00
PR/14435/MED/29	517500.00	BS/BT/PR/14435/MED/29	388265.00
/PR718/2011-16	0.00	BS/DBT/PR718/2011-16	2393008.00
-3288	3361200.00	bs/bt/pr-3288	1601402.00
	0.00	carp	27606.00
(JRF/SRF/RA)	15050469.00	C.S.I.R. (JRF/SRF/RA)	15209431.00
13 Dr.Kundu	415335.00	CSIR/213 Dr.Kundu	355984.00
clustering	489756.00	CD 40 clustering	360525.00
r Active	0.00	Counter Active	2516.00
ction	0.00	Construction	56817.00
atin	0.00	Chromatin	744344.00
	0.00	clown	500000.00
	0.00	control	386357.00
	0.00	culture	500000.00
	0.00	cyclin	53005.00
	0.00	dna	40839.00
DF Programme	1136478.00	DBT-PDF Programme	1175985.00
155/BM	177300.00	DBT/11155/BM	648651.00
381/P53	0.00	DBT/11381/P53	168111.00
465/Ovarian	968000.00	DBT/11465/Ovarian	1101382.00
27/Detector	0.00	DBT/9827/Detector	55825.00
1597	0.00	DBT/10597	314604.00
1017/effect	94300.00	DBT/11017/effect	47372.00
/PR/14226	573708.00	DM/BT/PR/14226	5067731.00
/PR/4237	350000.00	DM/BT/PR/4237	113510.00
RF fellowship	1638291.00	DBT JRF fellowship	1711490.00
do-finish	972500.00	DBT Indo-finish	1874819.00
53	0.00	dbt/11553	6278.00
50	0.00	dbt/7950	318469.00




NATIONAL CENTRE FOR CELL SCIENCE
NCCS COMPLEX, GANESHKHIND, PUNE - 411 007.
STATEMENT OF RECEIPTS AND PAYMENTS FOR THE YEAR 2012-2013

d/35	740000.00	dm/bt/hrd/35	375450.00
ting	13099.00	dbt/meeting	13099.00
therapy	0.00	diabetes therapy	133515.00
al (pmu)	0.00	Ecological (pmu)	243045.00
un	0.00	elctrospun	250000.00
	0.00	Fluid	541.00
on	0.00	generation	109682.00
SO/HS-7	1000000.00	GK/SR/SO/HS-7	671238.00
r-3021/2011-14	0.00	gk/dbt/pr-3021/2011-14	6509150.00
573/2011-14	0.00	gk/pd-2573/2011-14	1000868.00
eeny	1580000.00	gl/bt/rf/reenty	1263878.00
2730/29/03A	678000.00	dbt/pr/12730/29/03A	997320.00
pr/12865	0.00	Gk/dbt/pr/12865	849336.00
iyba/2011-14	830000.00	gl/bt/03/iyba/2011-14	1648531.00
4610	2746000.00	gl/bt/pr/4610	1179683.00
4569	9137200.00	gk/bt/pr/4569	1448183.00
iss	90311.00	Indo-Swiss	120801.00
on	63698.00	interaction	13100.00
	2808723.00	ICMR	2478158.00
ion	0.00	Implication	72451.00
	0.00	inbred	120526.00
rman	0.00	indo-german	122743.00
s	0.00	inhibitors	581329.00
ular	0.00	intracellular	16155.00
R/1437/11-14	2081600.00	JJ/BT/PR/1437/11-14	1608089.00
27	0.00	jj/bt/pr-727	1061219.00
spire	1900000.00	js/dst/inspire	255484.00
PR/13565/MED/31/89/20100	498008.00	LL/BT/PR/13565/MED/31/89/20100	312264.00
7/b/brns	750250.00	ll/dae/37/b/brns	722115.00
ata Scholarship	0.00	Lady Tata Scholarship	17600.00
	0.00	life	96012.00
ted	0.00	medicated	83815.00
ora	0.00	microflora	260013.00
/HRD/34	0.00	MW/BT/HRD/34	13965.00
aid-ranjeeta	87628.00	medical aid-ranjeeta	1788000.00
utagencies	5067000.00	nt/bt/mutagencies	206524.00
HRD/35	1490000.00	MS/BT/HRD/35	1437290.00
152/NE/TBP	0.00	MS/BT/152/NE/TBP	1808200.00
k	0.00	network	51098.00
nt	0.00	neutrient	9783.00
ays	0.00	Pathways	30000.00
e	0.00	Primitive	394651.00
al	0.00	potential	288128.00



NATIONAL CENTRE FOR CELL SCIENCE
NCCS COMPLEX, GANESHKHIND, PUNE - 411 007.
STATEMENT OF RECEIPTS AND PAYMENTS FOR THE YEAR 2012-2013

precursor	0.00		precursor	95981.00
profiling			profiling	128937.00
pr/53/6/2010	858827.00		ps/icmr/53/6/2010	1391992.00
Project Overheads	1132336.00		Project overhead	417183.00
quantum	0.00		quantum	439126.00
Regulation	0.00		Regulation	29084.00
Replacemet	0.00		Replacemet	468102.83
risk	0.00		risk	144555.00
rohita	0.00		rohita	186000.00
rc/serb/rjn-48/2012-17	1460000.00		rc/serb/rjn-48/2012-17	683286.00
SB/BT/IC/JAPAN	1936641.00		SB/BT/IC/JAPAN	1284444.00
sb/bt/indo-us	4203000.00		sb/bt/indo-us	1595935.00
sb/bt/med/cbeg	0.00		sb/bt/med/cbeg	2092700.00
sc/bt/pr/14746	1926000.00		sc/bt/pr/14746	3781265.00
SERC Fast Track	700000.00		SERC Fast Track	659335.00
sc/csir/37	276667.00		sc/csir/37	0.00
SM/BT/Nav-Indigo/118	988000.00		SM/BT/Nav-Indigo/118	3254532.00
SM/DST/int/rfbr	260202.00		SM/DST/int/rfbr	430544.00
SM/BT/pr-3260	3443200.00		SM/BT/pr-3260	3585757.00
sm/bt/01/07			sm/bt/01/07	128,000.00
sm/dst/spain/p-26	1,750,000.00		sm/dst/spain/p-26	1,485,000.00
sc/bt/pr-3624	2,336,000.00		sc/bt/pr-3624	1,931,658.00
SM/BT/Gt/NE/TBP	306,000.00		SM/BT/Gt/NE/TBP	208,992.00
SS/BT/PR-3140	1,419,000.00		SS/BT/PR-3140	1,258,135.00
ss/bt/pr-6037	1,336,200.00		ss/bt/pr-6037	1,083,876.00
serb/pac-bbm	1,700,000.00		serb/pac-bbm	1,700,000.00
signature	0.00		signature	97,585.00
strategies	0.00		strategies	335,197.00
swedish research	0.00		swedish research	1,183,209.00
sr/bt/newindigo	4500000.00		sr/bt/newindigo	
transformation	0.00		transformation	500000.00
Suspense	10250.00		Suspense	1920054.00
Travel Grant	305229.00		Travel Grant	305219.00
U.G.C.	12442000.00		U.G.C.	8158790.00
unique	0.00		unique	90152.00
Unravelling	0.00		Unravelling	62647.00
vegf	0.00		vegf	166400.00
vk/bt/pr/14036/med	647930.00		vk/bt/pr/14036/med	1676779.00
vs/bt/pr/10536	539700.00		vs/bt/pr/10536	310563.00
vs/bt/pr-14109	0.00		vs/bt/pr-14109	3095300.22
vs/bt/med/crest	920000.00		vs/bt/med/crest	920000.00
vk/bt/pr-4227	2037800.00		vk/bt/pr-4227	249236.00
vk/DAE/378/BRNS	473116.00		vk/DAE/378/BRNS	1022469.00



NATIONAL CENTRE FOR CELL SCIENCE
NCCS COMPLEX, GANESHKHIND, PUNE - 411 007.
STATEMENT OF RECEIPTS AND PAYMENTS FOR THE YEAR 2012-2013

men scientist	0.00		women scientise	151349.00	
BT/PR-14956/FNS/20/497/2010	369278.00		YS/BT/PR-14956/FNS/20/497/2010	842453.00	
pr-1489/2011-12	0.00		ys/bt/pr-1489/2011-12	5794247.00	
DST/SR/SO/P8	0.00		YS/DST/SR/SO/P8	5250.00	
in/finland	1090000.00		ys/bt/in/finland	705798.00	
come Trust Dr.Galande	0.00		Wellcome Trust Dr.Galande	60.00	
		140,812,197.00			200,365,383.05
			BY ADVANCES GIVEN		
transfer from Projects		0.00	House Building	-	
ect Overheads		0.00	Vehicle	20000.00	
CELL LINE HANDLING CHARGES		1644124.00	Festival	228750.00	
MISC INCOME			Computer	90000.00	
			Medical Advance(recoverable from DAE)	-20373.50	
der fee	492000.00		EMD Refund	3167500.00	
st house/Hostel	134403.00		MSED -Security Deposit	0.00	
Registration Fees (NCCS)	1872301.00		security deposit refund	195509.00	
S Analysis Charges	132303.00		Performance guarantee	32,000.00	3,713,385.50
me Tax Refund	122200.00				
tnagar award	540000.00	3,293,207.00			
POSIT MAINTENANCE					
urity Deposit	392969.00		BY CLOSING CASH & BANK BALANCES		
phone deposit	0.00		a>Cash in hand		50000.00
	5835000.00	6,227,969.00	b>Bank Balances		
			In NCCS		30819368.56
			In Project		12211814.84
			In Wellcome Trust A/c.(10777) Dr.sahu		428697.69
			In Wellcome Trust A/c.(12700) Dr.Galande		49669.00
			In Fixed Deposit		1000.00
			In UTI Bank		895607.00
			In SBI Bombay		422633.00
			In SBI Pune		53252497.00
TOTAL		822,573,380.14	TOTAL		822,573,380.14

per our report of even date
Marathe Padhye & Athalye
Chartered Accountants



sewade
Dr. S.C.Mande
Director, NCCS, Pune

शेखर चि. मांडे, पीएच.डी.
निदेशक, एनसीसीएस, पुणे.
Shekhar C. Mande, Ph.D.
Director, NCCS, Pune.

V.W.S. Bhattalwar
V.W.S.Bhattalwar
Officer 'C' Accounts
NCCS

Schedule-15

NATIONAL CENTRE FOR CELL SCIENCE, PUNE-7

Significant accounting policies

1. Accounting Convention

The financial statements are prepared on the basis of historical cost convention, unless otherwise stated and on the accrual method of accounting.

2. Inventory Valuation

Inventory is valued at cost or realizable value whichever is less.

3. Investments

i. Investments classified as "long term investments" are carried at cost.

4. Fixed Assets

i. Fixed Assets are stated at cost of acquisition inclusive of inward freight, duties and taxes and incidental and direct expenses related to acquisition.

5. Depreciation

i. Depreciation is provided as per rates specified in the Companies Act at W.D.V method, except depreciation on cost adjustments arising on account of conversion of foreign currency liabilities for acquisition of fixed assets, which is amortized over the residual life of the respective assets. Depreciation is provided at half the rate for assets purchased after 30th September.

ii. Assets costing Rs.5000/- or less each are fully provided.

6. Government Grants/Subsidies

i. Government grants of the nature of contribution towards capital cost of setting up projects are treated as capital grants.

ii. Government grants/subsidy's are accounted on realization basis.

7. Foreign Currency Transactions

i. Transactions denominated in foreign currency are accounted at the exchange rate prevailing at the date of the transaction.

8. Retirement Benefits

i. Liability towards gratuity payable on death/retirement of employees is made on the basis of estimated liability to the extent of employees retiring in next five years.

ii. Provision for accumulated leave encashment benefit to the employees is accrued and computed on the assumption that employees are entitled to receive the benefit as at each year end.



SCHEDULE 16-CONTINGENT LIABILITIES AND NOTES ON ACCOUNTS

Name of Entity : NATIONAL CENTRE FOR CELL SCIENCE,PUNE-7

1. The accounts are prepared as per the common format of accounts for all Autonomous Institute as per letter No.BT/MED/NCCS/ADMN/2002 dtd. June 10th 2002, of Department of Biotechnology, New Delhi and Comptroller & Auditor General of India letter No.OA-VII(MISC/CORRES/2002-03/1165) dtd. 16th October 2002.
2. As per the standard accounting practices depreciation on the Fixed Assets has been provided from 2002-2003 as per the rates specified in the Companies Act,1956.
3. The Institute has received the Administrative Sanction for Phase II construction, amounting to Rs.1326.84 lakhs (2009.74 lakhs revised as per letter no.BT/MED/NCCS/ADMN/2007 dtd.03.07.2007), for three years. The construction work is in progress, which is shown as capital Work In Progress.
4. Current Assets, Loans and Advances

In the opinion of the management, the current assets, loans and advances have a value on realization in the ordinary course of business, equal at least to the aggregate amount shown in the Balance Sheet.

5. Taxation


In view of there being no taxable income under Income Tax Act 1961, no provision for Income Tax has been considered necessary.

6. Foreign Currency Transactions

- i. Value of Imports calculated on C.I.F basis:

Purchase of finished goods	Nil
Raw materials & components (Incl. transit)	Nil
Capital goods	426.63 lakhs (Approx)
Stores, Spares and consumables	107.32 lakhs “
- ii. Expenditure in Foreign currency:

Travel	Nil
--------	-----
- iii. Remittances and Interest payment to financial institutions/banks in foreign currency Nil



iv. Other Expenditure :

Advertisement	NIL
Library	42.50 lakhs (Approx)
Commission on sales	Nil
Legal and professional expenses	Nil
Miscellaneous expenses	Nil

v. Remuneration to auditors:	<u>2012-13</u>	<u>2011-12</u>
As auditors	22000.00	22000.00
Taxation matters	--	--
For Management services	--	--
For certification	--	--
Others – (Out of pocket expenses) (Service Tax extra as applicable)	5000.00	5000.00

7. Corresponding figures for the previous year have been regrouped / rearranged, wherever necessary.
8. Schedules 1 to 14 and significant accounting policies and notes on accounts form an integral part of the Balance Sheet as at 31st March 2013 and the Income and Expenditure Account for the year ended on that date.
9. Consumable required for research are purchased as per the requirement of the scientists and are treated as consumed as the same are handed over to scientists.
10. Share of National Centre for Cell Science, in Phd. Registration Fees as per Pune University circular is accounted for on actual receipt basis only.



THE BOMBAY PUBLIC TRUSTS ACT, 1950
SCHEDULE IX C

Statement of income liable to contribution
for the year ending 31/03/2013

Name of Public Trust :- NATIONAL CENTRE FOR CELL SCIENCE
PUNE, 7
Registration No:- F15282

Particulars	Rs.
I] INCOME AS SHOWN IN THE INCOME AND EXPENDITURE A/C [SCHEDULE IX]	267,401,519.00
II] ITEMS NOT CHARGEABLE TO CONTRIBUTION UNDER SECTION 58 & RULE 32 :-	
1) Donations received from other Public Trusts & Dharmadas	-
2) Grants received from Government & local authorities	255,000,000.00
3) Interest on Sinking or Depreciation Fund	-
4) Amount spent for the purpose of secular education	-
5) Amount spent for the purpose of medical relief	-
6) Amount spent for the purpose of veterinary treatment of animals	-
7) Expenditure incurred from donations for relief of distress caused by scarcity, draught, flood, fire or other natural calamity	-
8) Deductions out of income from lands used for agricultural purposes	-
a) Land Revenue & Local Fund Cess	
b) Rent payable to superior landlord	
c) Cost of production, if lands are cultivated by trust	
9) Deductions out of income from land used for non-agricultural purposes	-
a) Assessment, Cesses & other Government or Municipal taxes	
b) Ground rent payable to the superior landlord	
c) Insurance premia	
d) Repairs at 10% of gross rent of building	
e) Cost of collection at 4% of gross rent of buildings let out	
10) Cost of collection of income or receipts from securities, stocks, etc. at 1% of such income	-
11) Deductions on account of repairs in respect of buildings not rented & yielding no income at 10% of the estimated gross annual rent	-
Gross Annual Income chargeable to contribution	12,401,519.00

Certified that while claiming deductions admissible under the above Schedule, we have not claimed any amount twice either wholly or partly, against any of the items mentioned in the Schedule which have the effect of double-deduction.

Date : 15/07/2013

Director
NCCS.

DIRECTOR
NATIONAL CENTRE FOR CELL SCIENCE,
PUNE

Milind S Padhye

Milind S Padhye
Partner
MARATHE PADHYA & ATHALYE
Chartered Accountants

