



NATIONAL CENTRE FOR
CELL SCIENCE, PUNE

STATEMENT OF ACCOUNTS

FOR THE YEAR ENDING
31ST MARCH 2016.

B. N. Adke

B. COM. (HONS.) F. C. A., A. C. S.

B. N. ADKE & CO.
CHARTERED ACCOUNTANTS

8, Gangadhar Chambers,
314, Narayan Peth, Opp. Daily Prabhat,
Pune - 411 030. PHONE : 24450843

INDEPENDENT AUDITOR'S REPORT

To,
The Executive Director,
NCCS Complex, P.B.No.40,
Ganesh Khind P.O.,
Pune-411007

Report on the Financial Statements

We have audited the accompanying financial statements of **National Centre for Cell Science, situated at NCCS Complex, Pune University Campus, Ganesh Khind Road, Pune-411007** (hereinafter also referred to as 'The Centre') which comprise the Balance Sheet as at March 31, 2016 and the Income & Expenditure Account and Receipts & Payment Account for the year the ended on that date and a summary of significant accounting policies and other explanatory information prepared as per the common format of accounts for all autonomous institutes as per letter no BT/MED/NCCS/ADMN/2002 dated 10th June 2002 of department of biotechnology, New Delhi and Comptroller & Auditor General of India letter no OA-VII (MISC/CORRES/2002-03-1165 dated 16th October 2002.

Management's Responsibility for the Financial Statements

Management is responsible for the preparation of these financial statements that give a true and fair view of the financial position, financial performance and receipts and payment of the Center in accordance with the Accounting principal generally accepted in India. This responsibility includes the design, implementation and maintenance of internal control relevant to the preparation and presentation of the financial statements that give a true and fair view and are free from material misstatement, whether due to fraud or error.



Auditor's Responsibility

Our responsibility is to express an opinion on these financial statements based on our audit. We conducted our audit in accordance with the Standards on Auditing issued by the Institute of Chartered Accountants of India. Those Standards require that we comply with ethical requirements and plan and perform the audit to obtain reasonable assurance about whether the financial statements are free from material misstatement.

An audit involves performing procedures to obtain evidence about the amounts and disclosures in the financial statements. The procedures selected depend on the auditor's judgment, including the assessment of the risk of material misstatement of the financial statements, whether due to fraud or error. In making those risk assessments, the auditor considers internal control relevant to the Company's preparation and fair presentation of the circumstances. An audit also includes evaluating the appropriateness of accounting policies used and the reasonableness of the accounting estimates made by management, as well as evaluating the overall presentation of the financial statements.

We believe that the audit evidence we have obtained is sufficient and appropriate to provide a basis for our audit opinion.

We report that;

- a) We have obtained all the information and explanation, which to the best of our knowledge and belief were necessary for the purpose of our audit;
- b) In our opinion, proper books of accounts have been kept by the Centre; so far as appears from our examination of those books;
- c) The Balance Sheet and Income & Expenditure Account dealt with by this report are in agreement with the books of account maintained by the Centre;
- d) The balance Sheet and Income & Expenditure Account comply with the Accounting Standards issued by The Institute of Chartered Accountants of India.



e) Further we state that;

In our opinion and to the best of our information and according to the explanations given to us, The said accounts read with the notes to accounts, give an information in the manner so required to the extent applicable and give true and fair view in conformity with the accounting principles generally accepted in India:

- a) In the case of the Balance Sheet, of the state of affairs of the Center as at March 31, 2016;
- b) In the case of the Income & Expenditure Account, of the Deficit for the year ended on that date; and
- c) In the case of Receipt & Payments Account, of the receipts & Payments for the year ended on that date.

Annexure Referred to in paragraph 3 of our Audit report even date

1. As informed to us, the fixed assets register is being maintained and the physical verification of fixed assets has been conducted during 2015-16. Fixed assets are subject to physical verification and reconciliation with the fixed asset register.
2. As informed to us, the land on which the NCCS complex is situated is owned by the State Government. Agreement for the ground rent / lease rent payable, if any, for the use of land is not entered into and no provision in respect of the same has been made.
3. Interest earned on investment of capital grants has been credited to the Income and Expenditure Account.



4. Unspent grants and receivable in respect of Projects are subject to confirmation from the granting authorities, reconciliation and consequential adjustments, if any.
5. Current Liabilities are subject to confirmation, reconciliation and consequential adjustments, if any.

Place :Pune

Date : 16.08.2016



For B.N.Adke & Co.
Chartered Accountant

FRN 100038W

A handwritten signature in green ink, appearing to read "Adke".

C.A.B.N.Adke
M.No.033988

NATIONAL CENTRE FOR CELL SCIENCE, PUNE - 411 007.

SCHEDULES FORMING PART OF BALANCE SHEET AS ON 31.03.2016

BALANCE SHEET AS AT 31.03.2016

Amount (Rs.)

CORPUS/CAPITAL FUND AND LIABILITIES	Schedule	2015-16	2014-15
CORPUS/CAPITAL FUND	1	84,35,61,495.35	84,77,79,485.70
GENERAL RESERVE	2	0.00	3,57,13,367.24
EARMARKED/ENDOWMENT FUNDS	3	0.00	4,02,57,955.26
CURRENT-LIABILITIES & PROVISIONS	4	13,25,69,600.27	10,05,14,513.12
Total		97,61,31,095.62	1,02,42,65,321.32
ASSETS			
EARMARKED/ENDOWMENT FUNDS	3	27,71,967.47	-
FIXED ASSETS	5	78,51,04,172.52	84,55,00,383.43
INVESTMENTS - OTHERS	6	1,000.00	1,000.00
CURRENT ASSETS, LOANS, ADVANCES	7	18,82,53,955.63	17,87,63,937.89
MISCELLANEOUS EXPENDITURES (to the extent not written off or adjusted)			
Total		97,61,31,095.62	1,02,42,65,321.32
SIGNIFICANT ACCOUNTING POLICIES	15		
CONTINGENT LIABILITIES AND NOTES ON ACCOUNTS	16		

The above Balance Sheet to the best of our Knowledge & belief contains a True Account of the Funds and Liabilities of the Property and Assets of National Centre for Cell Science

subject to our report of even date
For B.N. ADKE & CO
Chartered Accountants

Prachi

Accounts Officer
NCCS

Mrs. Prachi Dani
Tech. Officer 'A' (Accounts)
NCCS, Pune.

Sawade

Director
NCCS

DIRECTOR
NATIONAL CENTRE FOR CELL SCIENCE,
PUNE

Adke
16-8-2016

Proprietor



NATIONAL CENTRE FOR CELL SCIENCE, PUNE - 411 007.

SCHEDULES FORMING PART OF BALANCE SHEET AS ON 31.03.2016

INCOME AND EXPENDITURE ACCOUNTS FOR THE YEAR ENDED 31.03.2016

INCOME	Schedule	Amount (Rs.)	
		2015-16	2014-15
INCOME FROM SALES/SERVICE	8	29,53,928.00	24,12,702.60
GRANTS/SUBSIDIES	9	32,00,00,000.00	27,00,00,000.00
FEES/SUBSCRIPTIONS	10	61,000.00	1,01,500.00
INTEREST EARNED	11	20,24,952.00	12,66,464.00
OTHER INCOME	12	32,90,906.00	20,80,290.00
TOAL (A)		32,83,30,786.00	27,58,60,956.60
EXPENDITURE			
ESTABLISHMENT EXPENSES	13	14,51,80,638.46	13,48,28,791.00
OTHER ADMINISTRATIVE EXPENSES	14	19,45,13,861.22	13,90,37,047.53
DEPRECIATION		10,85,67,643.91	8,06,55,275.22
ASSETS WRITTEN OFF.			
TOTAL (B)		44,82,62,143.59	35,45,21,113.75
BALANCE BEING SURPLUS/(DEFICIT) CARRIED TO			
CORPUS/CAPITAL FUND		(11,99,31,357.59)	(7,86,60,157.15)
SIGNIFICANT ACCOUNTING POLICIES	15		
CONTINGENT LIABILITIES AND NOTES ON ACCOUNTS	16		

Note : We hereby certify that the above Income & Expenditure account is correct to the best of our knowledge and belief.

subject to our report of even date

For B.N. ADKE & CO
Chartered Accountants

Prachi
Accounts Officer
NCCS

Mrs. Prachi Dani
Tech. Officer 'A' (Accounts)
NCCS, Pune.

Sanjay
Director
NCCS

DIRECTOR
NATIONAL CENTRE FOR CELL SCIENCE,
PUNE

Adke
Proprietor



NATIONAL CENTRE FOR CELL SCIENCE, PUNE - 411 007.

SCHEDULES FORMING PART OF BALANCE SHEET AS ON 31.03.2016

SCHEDULE 1 - CORPUS/CAPITAL FUND

(Amount-Rs.)

Particulars	2015-16	2014-15
SCHEDULE 1- CORPUS/CAPITAL FUND:		
Balance at the beginning of the year	84,77,79,485.70	89,64,39,642.85
Add /(Deduct) : Balance of net income /(expenditure)	-	-
Deduct : Capital grants written off	-	-
	84,77,79,485.70	89,64,39,642.85
Add : Contribution towards Capital Fund	8,00,00,000.00	3,00,00,000.00
Add : General Reserve	3,57,13,367.24	
	96,34,92,852.94	92,64,39,642.85
Add/(Deduct) : Bal. Of net income/(expenditure) transferred from the Income and Expenditure A/c.	-11,99,31,357.59	-7,86,60,157.15
BALANCE AS AT THE YEAR - END	84,35,61,495.35	84,77,79,485.70



NATIONAL CENTRE FOR CELL SCIENCE, PUNE - 411 007.

SCHEDULES FORMING PART OF BALANCE SHEET AS ON 31.03.2016

SCHEDULE 2 -GENERAL RESERVE

Particulars	Amount (Rs.)	
	2015-16	2014-15
Interest Received on Project Bank Account	0.00	3,57,13,367.24
Grand Total	0.00	3,57,13,367.24



NATIONAL CENTRE FOR CELL SCIENCE, PUNE - 411 007.

SCHEDULES FORMING PART OF BALANCE SHEET AS ON 31.03.2016


SCHEDULE-3 EARMARKED/ENDOWMENT FUND

(Amount-Rs.)

No.	Name of the Project & P.I.	Opening	Additions	Interest &	Total	Utilization/Expenditure			Closing
		Balance	Grant. Recd.	Other Recd.		Capital	Revenue	Total	Balance
1	AB/MW/BIOCARE/07/9813-AMRUTA BARHANPURKAR	7,11,934.00	11,68,890.00	15,881.00	18,96,705.00	61,241.00	8,09,373.00	8,70,614.00	10,26,091.00
2	AM/DBT-WELLCOME-DR. MAJUMDAR	-	56,31,033.00	76,181.00	57,07,214.00	-	17,75,439.00	17,75,439.00	39,31,775.00
3	AM/NBRC RETURN HOME AWARD-DR. MAJUMDAR	-	1,94,182.91	406.00	1,94,588.91	-	-	-	1,94,588.91
4	AS/BT/PR-10708-DR. SHIRAS	-	24,87,125.00	34,182.00	25,21,307.00	5,00,476.00	13,77,807.00	18,78,283.00	6,43,024.00
5	AS/BT/PR-10852-DR. SHIRAS	-	19,32,000.00	28,175.00	19,60,175.00	-	60,014.00	60,014.00	19,00,161.00
6	AS/BT/PR-15155-DR. SAHU	87,575.00	-	2,199.00	89,774.00	-	-	-	89,774.00
7	AS/BT/PR-4271/MED/31/145-DR. SHIRAS	10,06,211.00	-	21,198.00	10,27,409.00	-	2,32,095.00	2,32,095.00	7,95,314.00
8	AS/BT/PR8739-DR. SHIRAS	-	10,40,000.00	4,353.00	10,44,353.00	-	-	-	10,44,353.00
9	AS/BT/PR-9725-DR. A K SAHU	5,80,721.00	20,64,000.00	48,513.00	26,93,234.00	5,96,838.00	15,53,669.00	21,50,507.00	5,42,727.00
10	AS/DST/ID-02-DR. SAHU	5,38,012.00	10,21,337.00	18,252.00	15,77,601.00	-	9,88,514.00	9,88,514.00	5,89,087.00
11	AS/DST/INDO-UK/02.05.14-01.05.16-Dr. Shiras	7,92,026.00	-	12,757.00	8,04,783.00	-	4,86,503.00	4,86,503.00	3,18,280.00
12	AS/PIRAMAL LIFE SCIENCE-DR. SHIRAS	31,699.00	-	-	31,699.00	-	8,416.00	8,416.00	23,283.00
13	AS/PR-14258-DR. SHIRAS	6,679.00	-	-	6,679.00	-	1,11,452.00	1,11,452.00	(1,04,773.00)
14	AVRA LABORATORIES P LTD. - DR. MITRA	1,55,280.00	-	-	1,55,280.00	-	-	-	1,55,280.00
15	BIRAC WORKSHOP	(7,018.00)	7,018.00	-	-	-	-	-	-
16	BRITISH COUNCIL - DR. SHOUCHE	4,89,004.00	-	12,280.00	5,01,284.00	-	-	-	5,01,284.00
17	BS/BT/PR10785 - DR. SAHA	-	17,56,000.00	24,143.00	17,80,143.00	-	19,05,383.00	19,05,383.00	(1,25,240.00)
18	BS/BT/PR-3288/08.08.12-07.08.15-DR. SAHA	(5,41,745.00)	21,72,400.00	14,452.00	16,45,107.00	-	7,50,114.00	7,50,114.00	8,94,993.00
19	BS/BT/PR-718-DR. SAHA-27.09.11TO26.09.16	(6,56,982.00)	-	-	(6,56,982.00)	-	-	-	(6,56,982.00)
20	BS/BT/PR-7505-DR. BHASKAR SAHA	47,755.00	-	-	47,755.00	-	1,64,845.00	1,64,845.00	(1,17,090.00)
21	BS/PR-14435-DR. SAHA	(4,21,933.00)	-	-	(4,21,933.00)	-	-	-	(4,21,933.00)
22	BUTTERFLIES-BT/PR-8351 DR. SHOUCHE	5,568.00	-	140.00	5,708.00	-	-	-	5,708.00
23	CANCER-BT/01/COE - DR. SAHA	22,937.00	-	576.00	23,513.00	-	-	-	23,513.00
24	CD40 CLUSTERING-BT/PR11939 - DR. SAHA	1,22,545.00	-	3,077.00	1,25,622.00	-	-	-	1,25,622.00
25	CICS FELLOWSHIP	-	3,10,562.00	-	3,10,562.00	-	2,95,564.00	2,95,564.00	14,998.00
26	CLONE- DR. SHOUCHE	220.00	-	6.00	226.00	-	-	-	226.00
27	CSIR	(91,78,214.05)	-	-	(91,78,214.05)	-	1,31,01,563.00	1,31,01,563.00	(2,22,79,777.05)




No.	Name of the Project & P.I.	Opening Balance	Additions Grant. Recd.	Interest & Other Recd.	Total	Utilization/Expenditure			Closing Balance
						Capital	Revenue	Total	
28	CSIR-RA FELLOWSHIP	(5,65,719.00)	-	-	(5,65,719.00)	-	5,67,032.00	5,67,032.00	(11,32,751.00)
29	DBT FELLOWSHIP	(45,96,867.00)	85,29,055.00	-	39,32,188.00	-	94,73,720.00	94,73,720.00	(55,41,532.00)
30	DBT-JRF CELL	85,05,447.75	12,64,00,000.00	13,39,220.00	13,62,44,667.75	-	11,91,05,777.00	11,91,05,777.00	1,71,38,890.75
31	DBT-JRF PROGRAMME	2,49,560.00	-	-	2,49,560.00	-	-	-	2,49,560.00
32	DBT OVERSEAS ASSOCIATESHIP - DR. PATOLE	313.00	-	-	313.00	-	-	-	313.00
33	DBT - PDF PROGRAMME	8,70,403.00	18,56,890.00	-	27,27,293.00	-	18,43,128.00	18,43,128.00	8,84,165.00
34	DBT RAMLINGASWAMY CONCLAVE CD318	(85,735.00)	-	-	(85,735.00)	-	-	-	(85,735.00)
35	DBT/TA-DA/MS. POONAM PANDEY	(44,400.00)	44,400.00	-	-	-	-	-	-
36	DM/BT/HRD/35/01/03-DR.MITRA	(2,79,971.00)	11,80,000.00	14,273.00	9,14,302.00	-	7,21,624.00	7,21,624.00	1,92,678.00
37	DM/BT/PR-14226-DR. MITRA	(4,33,489.00)	-	-	(4,33,489.00)	-	12,458.00	12,458.00	(4,45,947.00)
38	DM/HOMO/2011-HOMEAOPATHY INDIA LTD. - DR. MITRA	34,913.75	-	-	34,913.75	-	-	-	34,913.75
39	DM/THSTI-DR. MITRA	-	7,50,000.00	-	7,50,000.00	-	-	-	7,50,000.00
40	DP/YSS/SERB/2015/000513-DR. DHIRAJ PAUL	-	12,50,000.00	8,973.00	12,58,973.00	-	2,68,426.00	2,68,426.00	9,90,547.00
41	DS/BATTELE INDIA-DR. DEEPA	(22,472.00)	-	-	(22,472.00)	-	-	-	(22,472.00)
42	DST INSPIRE FELLOWSHIP	71,507.00	-	-	71,507.00	-	11,50,529.00	11,50,529.00	(10,79,022.00)
43	DS/WELLCOMETRUST-DR. DEEPA	34,35,500.00	52,02,952.00	91,768.00	87,30,220.00	12,96,691.00	47,89,323.00	60,86,014.00	26,44,206.00
44	ECOLOGICAL (PMU) PR-9712 - DR. SHOUCHE	5,73,957.00	-	14,413.00	5,88,370.00	-	-	-	5,88,370.00
45	FOETAL LIVER DBT - DR. KALE	2,00,404.05	-	-	2,00,404.05	-	-	-	2,00,404.05
46	GADGIL/INSA/1376-PROF. GADGIL	331.00	-	8.00	339.00	-	-	-	339.00
47	GK/BT/PR-14430-DR. KUNDU	-	23,48,000.00	7,245.00	23,55,245.00	-	1,34,959.00	1,34,959.00	22,20,286.00
48	GK/BT/PR-2573-DR.KUNDU	9,45,221.00	-	6,842.00	9,52,063.00	-	13,04,409.00	13,04,409.00	(3,52,346.00)
49	GK/BT/PR-3021-DR.KUNDU	(4,56,395.00)	-	-	(4,56,395.00)	-	1,61,375.00	1,61,375.00	(6,17,770.00)
50	GK/BT/PR-4569 - DR. KUNDU	(2,47,615.00)	13,83,000.00	10,930.00	11,46,315.00	12,623.00	11,76,535.00	11,89,158.00	(42,843.00)
51	GK/CSIR-DR. KUNDU	(47,957.00)	-	-	(47,957.00)	-	-	-	(47,957.00)
52	GK/PR-12730-DR. KUNDU	(5,34,424.00)	-	-	(5,34,424.00)	-	-	-	(5,34,424.00)
53	GK/SERB/BOSTON/TA/DA-DR. KUNDU	(20,461.00)	-	-	(20,461.00)	-	-	-	(20,461.00)
54	GK/SR/SO/HS-70-DR. KUNDU	(3,32,350.00)	-	-	(3,32,350.00)	-	-	-	(3,32,350.00)
55	GL/BT/03/IYBA-DR. LAL	(5,11,665.00)	-	-	(5,11,665.00)	-	50,572.00	50,572.00	(5,62,237.00)
56	GL/BT/PR-4610-DR.LAL	11,79,060.00	-	20,403.00	11,99,463.00	-	4,88,887.00	4,88,887.00	7,10,576.00
57	GL/BT/RLF-DR. LAL	2,32,951.00	15,83,000.00	5,741.00	18,21,692.00	-	11,60,092.00	11,60,092.00	6,61,600.00
58	GM/NAS/296/10/2013-14-DR. MISHRA	1,98,953.00	2,61,047.00	-	4,60,000.00	-	4,69,629.00	4,69,629.00	(9,629.00)



No.	Name of the Project & P.I.	Opening Balance	Additions Grant. Recd.	Interest & Other Recd.	Total	Utilization/Expenditure			Closing Balance
						Capital	Revenue	Total	
59	ICMR	(34,62,230.02)	16,81,742.00	-	(17,80,488.02)	-	30,66,405.00	30,66,405.00	(48,46,893.02)
60	INDO THILAND	(4,707.00)	-	-	(4,707.00)	-	-	-	(4,707.00)
61	Inspire Faculty Award-Dr. Debasri Mukharjee	5,73,283.00	11,13,745.00	57.00	16,87,085.00	2,00,696.00	12,87,346.00	14,88,042.00	1,99,043.00
62	Inspire Faculty Award-Dr. Jyoti Singh	5,11,169.00	13,87,909.00	6,778.00	19,05,856.00	3,45,094.00	14,62,174.00	18,07,268.00	98,588.00
63	ISOLATION N.I.O. - DR. WANI	(5,000.00)	-	-	(5,000.00)	-	-	-	(5,000.00)
64	JJ/BT/PR-14537-DR.JOSEPH	(80,960.00)	-	-	(80,960.00)	-	4,07,530.00	4,07,530.00	(4,88,490.00)
65	JJ/PR-727-DR. JOSEPH	(67,408.00)	6,96,600.00	1,967.00	6,31,159.00	-	8,78,520.00	8,78,520.00	(2,47,361.00)
66	JJ/SERB/001092	-	13,00,000.00	8,099.00	13,08,099.00	-	29,531.00	29,531.00	12,78,568.00
67	JK/DBT/WELLCOME-DR.JANESHKUMAR	91,63,460.00	1,15,20,670.00	2,75,221.00	2,09,59,351.00	57,30,321.00	56,43,787.00	1,13,74,108.00	95,85,243.00
68	LL/BT/PR-4930-DR.LIMAYE	(38,882.00)	10,63,000.00	11,340.00	10,35,458.00	-	11,69,217.00	11,69,217.00	(1,33,759.00)
69	LL/DAE/37B/BRNS-DR. LIMAYE	66,352.00	-	-	66,352.00	-	1,75,317.00	1,75,317.00	(1,08,965.00)
70	LL/DLS/48222-DR. LIMAYE	(561.00)	7,21,824.00	2,922.00	7,24,185.00	-	7,00,434.00	7,00,434.00	23,751.00
71	MB/ITC/CONSULTANCY - DR. BHAT	-	10,06,770.00	-	10,06,770.00	-	-	-	10,06,770.00
72	MB/SERB/SR/HS-0136	7,72,289.00	8,00,000.00	14,080.00	15,86,369.00	-	10,04,529.00	10,04,529.00	5,81,840.00
73	MEDICLAIM	-	13,986.00	-	13,986.00	-	13,986.00	13,986.00	-
74	MS/BT/HRD-35/02/09/RLF-DR. SANTRA	(6,12,483.00)	16,66,667.00	21,789.00	10,75,973.00	-	10,90,951.00	10,90,951.00	(14,978.00)
75	MS/BT/PR-6690-DR.MANASSANTRA	90,395.00	5,73,000.00	10,627.00	6,74,022.00	55,071.00	5,56,389.00	6,11,460.00	62,562.00
76	MS/CSIR/37/(1655)/15/EMR-II-DR. SANTRA	-	4,16,000.00	4,680.00	4,20,680.00	-	2,59,741.00	2,59,741.00	1,60,939.00
77	MS/PR-152/TWINNING-DR. MANAS SANTRA	(2,84,929.00)	-	-	(2,84,929.00)	-	66,070.00	66,070.00	(3,50,999.00)
78	MS/SR/SO/BB-100-DR. MANAS SANTRA	5,17,214.00	8,00,000.00	7,716.00	13,24,930.00	-	6,47,877.00	6,47,877.00	6,77,053.00
79	MULTIPOTENT - DR. MISHRA & OTHERS	28,92,043.00	-	72,624.00	29,64,667.00	-	-	-	29,64,667.00
80	MW/BT/HRD/34/8-DR. WANI	84,544.00	-	1,678.00	86,222.00	-	33,249.00	33,249.00	52,973.00
81	NAS/141/7/2014-15-DR. RANI LEKHA	64,722.00	1,63,200.00	-	2,27,922.00	-	4,59,600.00	4,59,600.00	(2,31,678.00)
82	NE/SB/FT/CS-067/2014-DR. N D ERANDE	-	11,20,000.00	10,403.00	11,30,403.00	-	3,14,677.00	3,14,677.00	8,15,726.00
83	NL/BT/MUTAGENESIS(INDO-AUS)-DR.LENKA	6,65,884.00	16,61,000.00	8,397.00	23,35,281.00	-	16,78,714.00	16,78,714.00	6,56,567.00
84	NL/BT/PR-8219/31.03.14-30.03.16-Dr. Lenka	2,93,163.00	4,27,407.00	6,474.00	7,27,044.00	-	4,07,459.00	4,07,459.00	3,19,585.00
85	NOVEL STRATEGIES-DR. BHASKAR SAHA	3,81,593.00	-	9,582.00	3,91,175.00	-	-	-	3,91,175.00
86	Project Overheads	4,60,344.00	27,49,252.00	-	32,09,596.00	-	11,37,081.00	11,37,081.00	20,72,515.00
87	PR/YSS/SERB/2015/000149 - DR. PRAVEEN RAHI	-	8,50,000.00	7,962.00	8,57,962.00	-	1,22,960.00	1,22,960.00	7,35,002.00
88	PS/ICMR/53/6/BM-DR. PADMA SHASTRY	(6,60,992.00)	-	-	(6,60,992.00)	-	24,034.00	24,034.00	(6,85,026.00)
89	PS/YSS/SERB/2014/000879-DR. PRASHANT SINGH	-	7,00,000.00	6,267.00	7,06,267.00	-	2,05,251.00	2,05,251.00	5,01,016.00



No.	Name of the Project & P.I.	Opening Balance	Additions Grant. Recd.	Interest & Other Recd.	Total	Utilization/Expenditure			Closing Balance
						Capital	Revenue	Total	
90	RC/BT/PR7118/15-18-DR. RADHA CHAUHAN	70,29,497.00	-	1,61,846.00	71,91,343.00	-	17,37,302.00	17,37,302.00	54,54,041.00
91	RC/SB/SO/BB-0030/13-16-DR.RADHACHAUHAN	(13,892.00)	8,00,000.00	-	7,86,108.00	-	7,93,163.00	7,93,163.00	(7,055.00)
92	RC/SERB/RJN/48-DR.RADHACHAUHAN	1,99,688.00	15,80,000.00	-	17,79,688.00	-	18,17,270.00	18,17,270.00	(37,582.00)
93	SANDHYA/SR/SO/BB-0119-DR.SANDHYA	3,80,594.00	-	5,795.00	3,86,389.00	-	3,97,587.00	3,97,587.00	(11,198.00)
94	SB/BT/11465-DR. BAPAT	(4,71,417.00)	-	-	(4,71,417.00)	-	-	-	(4,71,417.00)
95	SB/BT/IC/JAPAN-DR.BAPAT	5,06,272.00	-	12,755.00	5,19,027.00	-	23,370.00	23,370.00	4,95,657.00
96	SB/BT/INDO-AUS-DR.BAPAT	(2,19,490.00)	13,50,000.00	10,744.00	11,41,254.00	-	5,89,161.00	5,89,161.00	5,52,093.00
97	SB/BT/INDO-FINNISH-DR. BAPAT	18,76,000.00	30,27,000.00	1,09,616.00	50,12,616.00	1,67,786.00	16,00,470.00	17,68,256.00	32,44,360.00
98	SC/AMRITA THERAPEUTICS-DR. SAMIT	(16,000.00)	7,20,000.00	-	7,04,000.00	-	7,20,000.00	7,20,000.00	(16,000.00)
99	SC/BT-11381-DR.SAMIT	(5,30,464.00)	-	-	(5,30,464.00)	-	-	-	(5,30,464.00)
100	SC/BT/8068-DR. SAMIT CHATTOPADHYAY	6,49,000.00	21,48,400.00	53,097.00	28,50,497.00	-	11,01,410.00	11,01,410.00	17,49,087.00
101	SC/BT/PR-14746-DR.SAMIT	(1,44,429.00)	18,46,230.00	19,950.00	17,21,751.00	-	13,01,626.00	13,01,626.00	4,20,125.00
102	SC/BT/PR-3624-DR.SAMIT	(3,25,932.00)	-	-	(3,25,932.00)	-	7,94,114.00	7,94,114.00	(11,20,046.00)
103	SC/CSIR/37(1572)-DR.SAMIT	(7,80,718.00)	5,06,233.00	-	(2,74,485.00)	-	1,29,600.00	1,29,600.00	(4,04,085.00)
104	SC/SB/S2/JCB/2013-18-DR.SAMIT	1,72,046.00	12,00,000.00	307.00	13,72,353.00	-	16,33,850.00	16,33,850.00	(2,61,497.00)
105	SM/BT/01/07/02-DR.MANDE	(2,549.00)	-	-	(2,549.00)	-	-	-	(2,549.00)
106	SM/BT/47/TE/TBP-DR. MANDE	(90,175.00)	-	-	(90,175.00)	-	-	-	(90,175.00)
107	SM/BT/IN/NEW INDIGO/05/SB/TB-OMICS-DR.MANDE	3,65,824.00	4,06,000.00	9,608.00	7,81,432.00	-	3,80,355.00	3,80,355.00	4,01,077.00
108	SM/BT/NEW INDIGO/18-DR. MANDE	(6,59,959.00)	-	-	(6,59,959.00)	-	-	-	(6,59,959.00)
109	SM/BT/PR-3260/BRB/2012-17	17,18,476.00	-	9,749.00	17,28,225.00	-	27,99,817.00	27,99,817.00	(10,71,592.00)
110	SM/BT/PR-7265-DIRECTOR,NCCS	4,50,000.00	-	9,957.00	4,59,957.00	-	2,12,698.00	2,12,698.00	2,47,259.00
111	SM/DST/INDO-RUSSIA/23.04.14-22.04.16-Dr. Mande	9,96,570.00	-	15,199.00	10,11,769.00	96,750.00	5,85,302.00	6,82,052.00	3,29,717.00
112	SM/DST/INT/RFBR/P-89-DR. MANDE	(2,38,142.00)	-	-	(2,38,142.00)	-	-	-	(2,38,142.00)
113	SM/DST/SPAIN/P-26/23.7.12-22.7.15-DR. MANDE	(4,30,348.00)	-	-	(4,30,348.00)	-	-	-	(4,30,348.00)
114	SNAKE	(6,400.00)	-	-	(6,400.00)	-	-	-	(6,400.00)
115	SR/BT/IN/NEW-INDIGO-DR.SRAPOLE	8,60,175.00	-	3,765.00	8,63,940.00	-	10,89,892.00	10,89,892.00	(2,25,952.00)
116	SR/BT/PR-10536-DR. SRIKANTH	(19,650.00)	-	-	(19,650.00)	-	9,125.00	9,125.00	(28,775.00)
117	SR/BT/PR-10855/EXPERT COMMITTEE MEETING-DR. SRIKA	-	80,000.00	910.00	80,910.00	-	31,710.00	31,710.00	49,200.00
118	SR/BT/PR-4152/BRB/2013-DR.SRAPOLE	9,71,382.00	10,19,356.00	17,696.00	20,08,434.00	-	10,51,672.00	10,51,672.00	9,56,762.00
119	SR/BT/PR-6384-DR.SRAPOLE	(5,790.00)	8,76,400.00	8,372.00	8,78,982.00	-	7,00,620.00	7,00,620.00	1,78,362.00
120	SS/BT/PR-3140-DR.SSINGH	20,346.00	2,58,000.00	5,112.00	2,83,458.00	-	66,263.00	66,263.00	2,17,195.00



No.	Name of the Project & P.I.	Opening Balance	Additions Grant. Recd.	Interest & Other Recd.	Total	Utilization/Expenditure			Closing Balance
						Capital	Revenue	Total	
121	SS/BT/PR-6037-DR. S SINGH	2,72,436.00	-	3,309.00	2,75,745.00	-	2,07,962.00	2,07,962.00	67,783.00
122	SS/SB/FT/LS-400-DR.SSINGH	48,696.00	4,00,000.00	3,391.00	4,52,087.00	-	3,90,104.00	3,90,104.00	61,983.00
123	STRUCTURAL BASED DRUG DESIGNING (SBDD)	(1,57,063.00)	-	-	(1,57,063.00)	-	-	-	(1,57,063.00)
124	TA/DA - AJIT ANUJ RATTAN FRANFURT	-	1,46,468.00	-	1,46,468.00	-	1,46,468.00	1,46,468.00	-
125	TA/DA AVNEESH KUMAR	-	1,57,957.00	-	1,57,957.00	-	1,57,957.00	1,57,957.00	-
126	TA/DA DR. BAPAT TOUR TO ITALY	23,438.00	-	-	23,438.00	-	23,438.00	23,438.00	-
127	TECHNIQUE - DR. SHOUCHE	471.00	-	12.00	483.00	-	-	-	483.00
128	TEMPORAL - DR. SAMIT	(12,110.00)	-	-	(12,110.00)	-	-	-	(12,110.00)
129	TRAVEL GRANT CD-318	44,400.00	-	-	44,400.00	-	44,400.00	44,400.00	-
130	TRAVEL GRANT-DST-DARSHANA KADEKAR	-	91,877.00	-	91,877.00	-	91,877.00	91,877.00	-
131	UGC	4,38,497.00	-	-	4,38,497.00	-	1,56,78,224.00	1,56,78,224.00	(1,52,39,727.00)
132	VK/BT/PR-11155/EFFECT-DR. KALE	(54,314.00)	-	-	(54,314.00)	-	-	-	(54,314.00)
133	VK/BT/PR-14036-DR. KALE	(3,25,334.00)	-	-	(3,25,334.00)	-	-	-	(3,25,334.00)
134	VK/BT/PR-4227-DR.KALE	(3,38,558.00)	17,22,800.00	5,302.00	13,89,544.00	-	13,94,943.00	13,94,943.00	(5,399.00)
135	VK/DAE/PR-37B/BRNS-DR.KALE	(2,39,670.00)	43,200.00	-	(1,96,470.00)	-	51,177.00	51,177.00	(2,47,647.00)
136	VS/BT/PR-14109-DR.SESHADRI	15,424.00	-	-	15,424.00	-	1,52,379.00	1,52,379.00	(1,36,955.00)
137	VS/SERB/2014/001093-DR. SESHADRI	-	13,75,000.00	10,133.00	13,85,133.00	-	2,91,439.00	2,91,439.00	10,93,694.00
138	VT/RLF-DR. VIDISHA TRIPATHI	-	21,10,000.00	42,099.00	21,52,099.00	52,538.00	19,67,462.00	20,20,000.00	1,32,099.00
139	WELLCOME TRUST - DR. GALANDE	12,17,544.58	-	49,189.00	12,66,733.58	-	-	-	12,66,733.58
140	YS/BT/IN-FINLAND/10/YSS-DR.SHOUCHE	1,35,337.00	9,16,000.00	14,985.00	10,66,322.00	-	9,50,706.00	9,50,706.00	1,15,616.00
141	YS/BT/PR-1489-DR. SHOUCHE	(2,95,191.00)	-	-	(2,95,191.00)	-	1,03,282.00	1,03,282.00	(3,98,473.00)
142	YS/BT/PR-14956-DR. SHOUCHE	(1,40,225.00)	-	-	(1,40,225.00)	-	-	-	(1,40,225.00)
143	YS/BT/PR-3461-DR.SHOUCHE	(20,332.00)	-	-	(20,332.00)	-	1,40,476.00	1,40,476.00	(1,60,808.00)
144	YS/DNB-DR. SHOUCHE	-	-	-	-	-	38,147.00	38,147.00	(38,147.00)
145	YS/MCC-DR. SHOUCHE	79,69,992.20	4,46,00,000.00	22,19,846.36	5,47,89,838.56	-	8,21,91,202.00	8,21,91,202.00	(2,74,01,363.44)
146	YS/MS/RGSTC/FILE 2007-DR.SHOUCHE	10,08,786.00	9,33,414.00	19,297.00	19,61,497.00	-	13,85,442.00	13,85,442.00	5,76,055.00
147	YS/UNILEVER-DR. SHOUCHE	16,40,067.00	29,66,304.00	-	46,06,371.00	1,08,885.00	28,99,115.00	30,08,000.00	15,98,371.00
148	ZKWELLCOME-DR. ZAHID KAMAL	-	17,62,860.00	20,859.00	17,83,719.00	-	10,50,851.00	10,50,851.00	7,32,868.00
149	DBT/CTEP/01/2014-15 WORKSHOP	1,68,591.00	-	-	1,68,591.00	-	-	-	1,68,591.00
150	DBT/TADA-MR. DHIRAJ KUMAR	(1,02,812.00)	-	-	(1,02,812.00)	-	-	-	(1,02,812.00)
151	MEDICLAIM-PRAJAKTA SHINDE	-	14,041.00	-	14,041.00	-	14,041.00	14,041.00	-
152	PROJECT GRANTS	-	4,00,000.00	-	4,00,000.00	-	4,00,000.00	4,00,000.00	-
153	SUSPENSE A/C	31,18,514.00	53,70,752.00	-	84,89,266.00	-	22,14,235.00	22,14,235.00	62,75,031.00
154	TA/DA - DR. PRASHANT SINGH	80,877.00	35,876.00	-	1,16,753.00	-	80,877.00	80,877.00	35,876.00



No.	Name of the Project & P.I.	Opening	Additions	Interest &	Total	Utilization/Expenditure			Closing
		Balance	Grant. Recd.	Other Recd.		Capital	Revenue	Total	Balance
155	TA/DA-DST/JANGID/SCOTLAND	90,400.00	-	-	90,400.00	-	-	-	90,400.00
156	TA/DA-TOUR TO BOSTON-SAROJINI SINGH	-	18,150.00	-	18,150.00	-	-	-	18,150.00
157	TA/DA-TOUR TO SWEDEN - MR. JITENDRA KUMAR	-	68,264.00	-	68,264.00	-	68,264.00	68,264.00	-
158	TA/DA-TOUR TO USA- MR. ABDUL KHALIQUE	-	1,60,697.00	-	1,60,697.00	-	1,60,697.00	1,60,697.00	-
159	TOUR TO BOSTON-TRACY AUGASTINE	-	1,13,591.00	-	1,13,591.00	-	-	-	1,13,591.00
Grand Total		4,02,57,955.26	28,22,30,533.91	51,68,150.36	32,76,56,639.53	92,25,010.00	32,12,03,597.00	33,04,28,607.00	(27,71,967.47)



NATIONAL CENTRE FOR CELL SCIENCE, PUNE - 411 007.

SCHEDULES FORMING PART OF BALANCE SHEET AS ON 31.03.2016

SCHEDULE 4 - CURRENT-LIABILITIES

Particulars	Amount (Rs.)	
	2015-16	2014-15
Canteen Deposit	10,000.00	10,000.00
EMD	16,25,970.00	31,03,470.00
Gardening Contract Deposit	30,000.00	30,000.00
Laundry Deposit	500.00	500.00
Security Deposit	22,98,305.00	21,24,683.00
Security Deposit/ Caution Money	11,93,000.00	3,68,000.00
Tele. Deposit	3,164.00	3,164.00
Provision for Consumable	0.00	18,03,283.00
For Leave Encashment & Gratuity	12,24,22,167.27	8,22,43,558.12
Provision for Charity Commissioner	1,34,620.00	1,34,620.00
Provision for Electricity & Power	27,28,530.00	28,76,120.00
Provision for NPS(EPF To NPS)	0.00	59,07,472.00
Provision for Works on Contract	20,95,844.00	18,79,643.00
Provision of Auditors Fee	27,500.00	30,000.00
Grand Total	13,25,69,600.27	10,05,14,513.12



NATIONAL CENTRE FOR CELL SCIENCE, PUNE - 411 007.
SCHEDULES FORMING PART OF BALANCE SHEET AS ON 31.03.2016

(Amount-Rs.)

SCHEDULE- 5 FIXED ASSETS	GROSS BLOCK					DEPRECIATION				NET BLOCK	
	Rate	As at beginn- ing of the year	Additions during the year	Deduction during the year	Cost valua tion at the year-end	As at the beginning of the year	Additions during the year	Deduction during the year	Total up to the Year-end	As at the Current year-end	As at the Previous year-end
A. FIXED ASSETS:											
1. BUILDINGS:	4.87%										
a> Jopasana		60,26,554.30	-	-	60,26,554.30	29,32,870.33	1,50,662.41	-	30,83,532.74	29,43,021.56	30,93,683.97
b> Jidyasa		69,14,265.25	-	-	69,14,265.25	33,64,882.00	1,72,854.96	-	35,37,736.96	33,76,528.29	35,49,383.25
c> University Campus		44,98,20,173.46	15,60,711.00	-	45,13,80,884.46	7,50,17,882.92	1,82,90,952.90	-	9,33,08,835.82	35,80,72,048.64	37,48,02,290.54
2.Furniture & Fixtures	25.89%	3,87,22,060.73	62,40,503.00	-	4,49,62,563.73	2,76,80,551.06	36,66,791.99	-	3,13,47,343.05	1,36,15,220.68	1,10,41,509.67
3.Library Books	18.10%	7,79,98,698.31	88,41,973.00	-	8,68,40,671.31	5,84,75,620.22	45,36,225.36	-	6,30,11,845.58	2,38,28,825.73	1,95,23,078.09
4.Equipment	18.10%										
a> Institute		1,15,81,58,902.38	3,15,28,246.00	-	1,18,96,87,148.38	72,47,43,956.69	8,17,26,537.81	-	80,64,70,494.50	38,32,16,653.88	43,34,14,945.69
b> Fetal Liver project		2,00,000.00	-	-	2,00,000.00	1,71,462.43	5,165.30	-	1,76,627.73	23,372.27	28,537.57
5.Vehicles	39.30%	13,11,895.00	-	-	13,11,895.00	12,64,940.35	18,453.18	-	12,83,393.53	28,501.47	46,954.65
Total		1,73,91,52,549.43	4,81,71,433.00	0.00	1,78,73,23,982.43	89,36,52,166.00	10,85,67,643.91	0.00	1,00,22,19,809.91	78,51,04,172.52	84,55,00,383.43

Note: The aforesaid expenditure is incurred out of Govt. Grants, disposal of which is subject to conditions attached to these Grants



NATIONAL CENTRE FOR CELL SCIENCE, PUNE - 411 007.
SCHEDULES FORMING PART OF BALANCE SHEET AS ON 31.03.2016
SCHEDULE 6 - INVESTMENTS - OTHERS

Particulars	Amount (Rs.)	
	2015-16	2014-15
Bank Fixed Deposit	1,000.00	1,000.00
Grand Total	1,000.00	1,000.00




NATIONAL CENTRE FOR CELL SCIENCE, PUNE - 411 007.

SCHEDULES FORMING PART OF BALANCE SHEET AS ON 31.03.2016

SCHEDULE 7 - CURRENT ASSET LOAN AND ADVANCES

Particulars	Amount (Rs.)	
	2015-16	2014-15
CURRENT ASSET		
Cash-in-hand	50,000.00	50,000.00
Axis BANK	12,73,208.00	16,48,834.00
Bank of India - 4911	2,41,62,705.14	3,55,80,586.07
CD-83	27.00	24.00
State Bank Of India	38,19,973.85	3,49,585.60
Wellcome Trust(12700)-Dr. Galande	12,66,733.58	12,17,544.58
Bank Of India(4912)	8,55,453.64	3,22,65,727.37
CD-318	5,42,717.80	9,331.80
SBI,PUNE(DBT JRF CELL)	1,71,38,890.75	85,05,447.75
TOTAL (A)	4,91,09,709.76	7,96,27,081.17
PROVISION FOR LEAVE ENCASHMENT AND GRATUITY	12,24,22,167.27	8,22,43,558.12
TOTAL (B)	12,24,22,167.27	8,22,43,558.12
LOAN AND ADVANCES		
Advances for Compressor for AC Plant	38,29,000.00	38,31,000.00
Advances to DAE-University Campus	60,00,000.00	60,00,000.00
Equipment-Security Deposit	38,663.60	38,663.60
Gas Deposit	49,650.00	49,650.00
MSED Deposit	59,58,095.00	59,58,095.00
Telephone Deposit	1,21,701.00	1,21,701.00
Computer Advance	2,66,950.00	3,02,232.00
Staff Festival Advance	1,27,800.00	1,13,100.00
Staff House Building Advance	1,29,211.00	2,56,828.00
Staff Vehicle Advance	2,01,008.00	2,22,029.00
TOTAL (C)	1,67,22,078.60	1,68,93,298.60
Grand Total	18,82,53,955.63	17,87,63,937.89



NATIONAL CENTRE FOR CELL SCIENCE, PUNE - 411 007.

SCHEDULES FORMING PART OF BALANCE SHEET AS ON 31.03.2016

SCHEDULE 8 - INCOME FROM SALES/SERVICE

Particulars	Amount (Rs.)	
	2015-16	2014-15
Cell Line Handling	28,88,230.00	23,78,994.60
FACS Analysis Charges	39,706.00	33,708.00
Sale of Scrap	25,992.00	-
Grand Total	29,53,928.00	24,12,702.60



NATIONAL CENTRE FOR CELL SCIENCE, PUNE - 411 007.

SCHEDULES FORMING PART OF BALANCE SHEET AS ON 31.03.2016

SCHEDULE 9 - GRANTS/SUBSIDIES

Particulars	Amount (Rs.)	
	2015-16	2014-15
GRANTS/SUBSIDIES	32,00,00,000.00	27,00,00,000.00
Grand Total	32,00,00,000.00	27,00,00,000.00



NATIONAL CENTRE FOR CELL SCIENCE, PUNE - 411 007.

SCHEDULES FORMING PART OF BALANCE SHEET AS ON 31.03.2016

SCHEDULE 10 - FEES/SUBSCRIPTIONS

Particulars	Amount (Rs.)	
	2015-16	2014-15
Tender Fees	61,000.00	1,01,500.00
Grand Total	61,000.00	1,01,500.00



NATIONAL CENTRE FOR CELL SCIENCE, PUNE - 411 007.

SCHEDULES FORMING PART OF BALANCE SHEET AS ON 31.03.2016

SCHEDULE 11 - INTEREST EARNED

Particulars	Amount (Rs.)	
	2015-16	2014-15
Interest Earned	18,73,637.00	10,87,100.00
Interest On Computer Adv.	41,498.00	91,943.00
Interest On HBA	68,321.00	39,387.00
Interest On Vehicle	41,496.00	48,034.00
Grand Total	20,24,952.00	12,66,464.00



NATIONAL CENTRE FOR CELL SCIENCE, PUNE - 411 007.

SCHEDULES FORMING PART OF BALANCE SHEET AS ON 31.03.2016

SCHEDULE 12 - OTHER INCOME

Amount (Rs.)

Particulars	Amount (Rs.)	
	2015-16	2014-15
Guest House\ Hostel Fees	1,62,200.00	1,72,800.00
Income Tax Refund	33,210.00	-
Ph.D Fees	27,38,405.00	12,52,490.00
Application Fee	65,600.00	-
Hostel Charges Recovery	1,61,241.00	-
Mis Income	1,30,250.00	-
Bhatnagar Award	-	6,55,000.00
Grand Total	32,90,906.00	20,80,290.00



NATIONAL CENTRE FOR CELL SCIENCE, PUNE - 411 007.

SCHEDULES FORMING PART OF BALANCE SHEET AS ON 31.03.2016

SCHEDULE 13 - ESTABLISHMENT EXPENSES

Amount (Rs.)

Particulars	2015-16	2014-15
Salaries	12,58,88,726.50	11,54,58,679.00
Bonus	3,13,738.00	3,06,486.00
Contribution to Provident Fund	1,89,78,173.96	1,90,63,626.00
Grand Total	14,51,80,638.46	13,48,28,791.00




NATIONAL CENTRE FOR CELL SCIENCE, PUNE - 411 007.

SCHEDULES FORMING PART OF BALANCE SHEET AS ON 31.03.2016

SCHEDULE 14 - OTHER ADMINISTRATIVE EXPENSES

Particulars	Amount (Rs.)	
	2015-16	2014-15
Consumables	8,27,16,776.00	4,00,47,286.22
Contingencies (attached detailed Schdule)	2,46,35,114.00	1,49,93,392.31
TA-DA	42,54,058.17	43,89,130.00
Work On Contract	2,93,34,848.00	2,22,65,896.00
Rent Rates and Taxes	5,35,50,236.00	5,73,41,008.00
Bank Charges	8,679.05	335.00
Eligibility Fees	14,150.00	
Grand Total	19,45,13,861.22	13,90,37,047.53




NATIONAL CENTRE FOR CELL SCIENCE, PUNE - 411 007.

SCHEDULES FORMING PART OF BALANCE SHEET AS ON 31.03.2016

CONTINGENCIES BIFURCATION

Particulars	Amount (Rs.)
	2015-16
Advertisement and Publicity	15,85,454.00
Auditors Remunerations	26,000.00
Contingency Advance	2,27,345.00
Contingency (Fees Registration & Membershi Chg)	7,22,193.00
Contingency-Insurance	11,470.00
Contingency-Laundry Exps	1,37,507.00
Contingency-Meeting Exp.	1,13,378.00
Contingency-Misc. Purchase	7,93,491.00
CONTINGENCY-MIS EXP	12,45,671.00
Conti-Vehicle Petrol Exps	1,75,607.00
Conti-Postage and Telephone	21,62,241.00
Conti-Printing and Stationery	1,33,213.00
Conti-Repairs and Maintenance	39,76,542.00
Conti-Repairs and Maintenance- Contract	78,97,475.00
Conti-Repairs and Maintenance - Vehicle	32,381.00
Conti-Training \ Worshop \ Seminars	2,01,874.00
Conti-Welfare Fund	(24,000.00)
Honorarium	1,23,305.00
Hospitality Expenses	11,94,040.00
Local Conveyance	14,78,892.00
Professional & Legal Charges	24,12,526.00
Service Tax	8,509.00
Grand Total	2,46,35,114.00



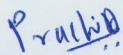
NATIONAL CENTRE FOR CELL SCIENCE, PUNE - 411 007.

RECEIPT AND PAYMENT FOR THE YEAR ENDED 31.03.2016

Receipts		Amount (Rs.)	Payments	Amount (Rs.)
Opening Balance				
Axis Bank		16,48,834.00		
Bank of India - 4911		3,55,80,586.07		
Bank of India - 4912		3,22,65,727.37	EARMARKED/ENDOWMENT FUND	35,60,75,624.00
Wellcome Trust(12700)-Dr. Galande		12,17,544.58	CURRENT LIABILITIES	24,48,170.00
CD-318		9,331.80	FIXED ASSET	4,89,16,358.00
CD-83		24.00	PROVISION	85,43,666.00
SBI, PUNE(DBT JRF CELL)		85,05,447.75	ESTABLISHMENT EXPENSES	14,47,01,029.46
State Bank Of India		3,49,585.60	OTHER ADMINISTRATIVE EXPENSES	21,35,14,032.22
Cash in hand		50,000.00	CURRENT ASSETS, LOANS, ADVANCES	3,99,000.00
			Closing Balance	
			Axis Bank	12,73,208.00
CURRENT-LIABILITIES		19,69,292.00	Bank of India -4911	2,41,62,705.14
ESTABLISHMENT EXPENSES		-	Bank of India-4912	8,55,453.64
			Wellcome Trust(12700)-Dr. Galande	12,66,733.58
GRANT IN AID/CORPUS FUND		40,00,00,000.00	CD-318	5,42,717.80
CAPITAL	8,00,00,000.00		CD-83	27.00
REVENUE	32,00,00,000.00		SBI, PUNE(DBT JRF CELL)	1,71,38,890.75
EARMARKED/ENDOWMENT FUND		33,23,35,623.27	State Bank Of India	38,19,973.85
			Cash in hand	50,000.00
PROJECT INTEREST		15,59,895.00		
INCOME FROM SALES/SERVICE		29,53,928.00		
FEES/SUBSCRIPTIONS		61,000.00		
INTEREST EARNED		18,73,637.00		
OTHER INCOME		33,27,133.00		
Total		82,37,07,589.44	Total	82,37,07,589.44

subject to our report of even date
For B.N. ADKE & CO
Chartered Accountants


Proprietor


Accounts Officer
NCCS

M's. Prachi Dani
Technical Officer 'A' (Accounts)
NCCS, Pune.


Director
NCCS

DIRECTOR
NATIONAL CENTRE FOR CELL SCIENCE,
PUNE



Schedule-15

NATIONAL CENTRE FOR CELL SCIENCE,PUNE-7

Significant accounting policies

1. Accounting Convention

The financial statements are prepared on the basis of historical cost convention, unless otherwise stated and on the accrual method of accounting.

2. Inventory Valuation

Inventory is valued at cost or realizable value whichever is less.

3. Investments

i. Investments classified as "long term investments" are carried at cost.

4. Fixed Assets

i. Fixed Assets are stated at cost of acquisition inclusive of inward freight, duties and taxes and incidental and direct expenses related to acquisition.

5. Depreciation

i. Depreciation is provided as per rates specified in the Companies Act at W.D.V method, except depreciation on cost adjustments arising on account of conversion of foreign currency liabilities for acquisition of fixed assets, which is amortized over the residual life of the respective assets. Depreciation is provided at half the rate for assets purchased after 30th September.

ii. Assets costing Rs.5000/- or less each are fully provided.

6. Government Grants/Subsidies

i. Government grants of the nature of contribution towards capital cost of setting up projects are treated as capital grants.

ii. Government grants/subsidy's are accounted on realization basis.

7. Foreign Currency Transactions

i. Transactions denominated in foreign currency are accounted at the exchange rate prevailing at the date of the transaction.

8. Retirement Benefits

i. Liability towards gratuity payable on death/retirement of employees is made on the basis of estimated liability to the extent of employees retiring in next five years.

ii. Provision for accumulated leave encashment benefit to the employees is accrued and computed on the assumption that employees are entitled to receive the benefit as at each year end.



SCHEDULE 16-CONTINGENT LIABILITIES AND NOTES ON ACCOUNTS

NATIONAL CENTRE FOR CELL SCIENCE,PUNE-7

1. The accounts are prepared as per the common format of accounts for all Autonomous Institute as per letter No.BT/MED/NCCS/ADMN/2002 dtd. June 10th 2002, of Department of Biotechnology, New Delhi and Comptroller & Auditor General of India letter No.OA-VII(MISC/CORRES/2002-03/1165) dtd. 16th October 2002.
2. As per the standard accounting practices depreciation on the Fixed Assets has been provided from 2002-2003 as per the rates specified in the Companies Act,1956.
3. The Institute has received the Administrative Sanction for Phase II construction, amounting to Rs.1326.84 lakhs (2009.74 lakhs revised as per letter no.BT/MED/NCCS/ADMN/2007 dtd.03.07.2007), for three years. As the construction work was in progress, it was shown as capital Work In Progress. As the C.C. has been received the same has been transferred to university campus.

4. Current Assets, Loans and Advances

In the opinion of the management, the current assets, loans and advances have a value on realization in the ordinary course of business, equal at least to the aggregate amount shown in the Balance Sheet.

5. Taxation

In view of there being no taxable income under Income Tax Act 1961, no provision for Income Tax has been considered necessary.

6. Foreign Currency Transactions

- i. Value of Imports calculated on C.I.F basis:

Purchase of finished goods	Nil
Raw materials & components (Incl. transit)	Nil
Capital goods	119.33 lakhs (Approx.)
Stores, Spares and consumables	159.42 lakhs (Approx.)
- ii. Expenditure in Foreign currency:

Travel	Nil
--------	-----
- iii. Remittances and Interest payment to financial institutions/banks in foreign currency Nil
- iv. Other Expenditure :

Advertisement	NIL
Library	82.23 lakhs (Approx)
Commission on sales	Nil
Legal and professional expenses	Nil
Miscellaneous expenses	Nil



v. Remuneration to auditors:	<u>2015-16</u>	<u>2014-15</u>
As auditors	25,000.00	28,090.00
Taxation matters	--	--
For Management services	--	--
For certification	--	--
Others – (Out of pocket expenses) (Service Tax extra as applicable)	2,500.00	1,910.00

7. Corresponding figures for the previous year have been regrouped / rearranged, wherever necessary.
8. Schedules 1 to 14 and significant accounting policies and notes on accounts form an integral part of the Balance Sheet as at 31st March 2016 and the Income and Expenditure Account for the year ended on that date.
9. Consumable required for research are purchased as per the requirement of the scientists and are treated as consumed as the same are handed over to scientists.
10. Share of National Centre for Cell Science, in Phd. Registration Fees as per Pune University circular is accounted for on actual receipt basis only.
11. General Reserve of Rs. 35713367.24 has been transferred to corpus/capital fund.
12. Provision for consumable of Rs.1803283 credited to consumable accounts during the year.

